


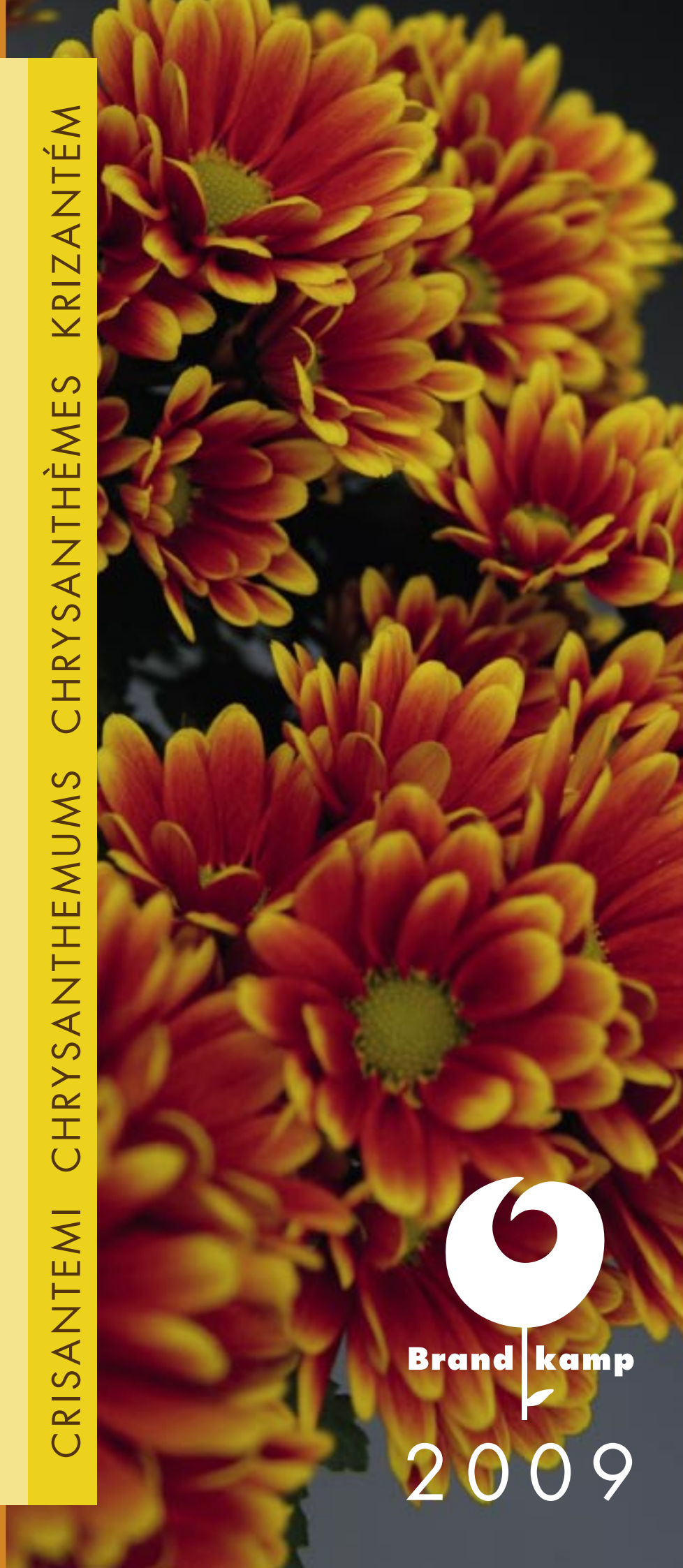
ENGLISH

B R A N D K A M P

CHRYSANTHEMEN

CRISANTEMI CHRYSANTHEMUMS CHRYSANTHÈMES KRIZANTÉM

  
BrandKamp  
2009



# BRAN-MULTIFLORA

The adequate type of culture for every variety!

*DES VARIÉTÉS POUR  
CHAQUE FORME DE CULTURE*

- Rapid pack-culture
- *Pour une très vite culture en pack, dans une tray de 10*



- Culture in a 12 cm pot – directed or not directed
- *Culture en pot de 12 cm – dirigée ou non-dirigée*



- Colourful pleasure of autumn by mix pots

- *Prendre plaisir d'automne multicolore par nos Cotainer mixtes*



- Balconettes: Ready for positioning
- *Balconnières prêt à mis en place*

# - LINE 2009

Our novelties – a firework of colours

Perfect ball shape – impressive colours

NOS NOUVEAUTÉS –

COMME UN FEU D'ARTIFICE DE COULEURS D'AUTOMNE

FORME RONDE – COULEURS TENDANCES

Pompon flowers in bright colours

*Couleurs vifs en fleurs pompon*



Branhelle<sup>(S)</sup>



Bransoccer<sup>(S)</sup>

All Saints' Day in flower  
*Floraison à toussant*

Bicoloured flowers

*Variété bicolor*



Branesprit<sup>(S)</sup>



Brancloud<sup>(S)</sup>



Brandream<sup>(S)</sup>



Brandorado<sup>(S)</sup>



Brantopas<sup>(S)</sup>



# BRANDKAMP

**Our novelties –  
flower diversity with compact growth**

*NOS NOUVEAUTÉES – UNE FLORAISON  
EXCEPTIONNELLE, TRÈS BONNE  
RAMIFICATION*



Salina Yellow<sup>(S)</sup>



Margariti<sup>(S)</sup>

## ISLAND LINE

- CLEAR COLOURS
- GOOD BRANCHING
- MANY FLOWERS
- CERTAIN REACTION TIME

## ISLAND-LINE

- COULEURS CLAIRES
- RAMIFICATION EXCELLENTE
- FLORAISON ABONDANTE
- REACTION OPTIMALE EN  
CULTURE DIRIGÉE



Flannan<sup>(S)</sup>



Saria<sup>(S)</sup>



Mindanao<sup>(S)</sup>

# ISLAND-LINE 2009

Your assortment's eye catcher

*QUELQUE CHOSE DE TOUT À FAIT  
EXCEPTIONNEL PUR VOTRE ASSORTIMENT*



Arousa<sup>(S)</sup>



Limnos<sup>(S)</sup>



**Trendy with  
bicoloured flowers**



Ipsili<sup>(S)</sup>

*BICOLORE EN  
TENDANCE DU TEMPS*



Swona<sup>(S)</sup>




Naxos<sup>(S)</sup>



Elassa<sup>(S)</sup>

## Our breeding for your success!

*NOS ACTIVITÉS DE RECHERCHE POUR VOTRE SUCCÈS EN CULTURE*



**From the seedlings ...**

*UN SEUL OBJECTIF ... LE PORT PARFAIT DU CHRYSANTHÈME*



**to the ready variety ...**



**... always  
on focus ...  
– the perfect  
habit!**

# INDEX · CONTENT

Alex Bedser Golden	25	Bransky Lilac	21	Lupo	11	Time Grace Yellow	17
Anastasia	9	Bransky Orange	23	Madeira 2006	19	Time Mega Apricot	19
Anastasia Green	9	Bransky Peach	23	Majola	29	Time Mega Gold	17
Anastasia Lilac	9	Bransky Plum	21	Managua Orange	14	Time Mega Pink	19
Anastasia Sun	9	Bransoccer	23	Managua Red	14	Time Mega White	17
Annecy Dark	13	Branspider Sprint	21	Margariti	17	Time Midnight	19
Annecy Lemon	13	Branspoon	21	Marielle	25 / 29	Time Vulcan	19
Annecy Red	13	Branstorm	23	Marielle Bronze	29	Tinos	17
Annecy White	11	Brantop	21	Marielle Red	29	Tom Pearce	25
Annecy Yellow	13	Brantopas	23	Marielle rosa	25 / 27	Tom Pearce gelb	25
Arousa	19	Breitner bronze	25	Marimo	14	Trentino	13
Astro	25	Breitner gelb	25	Maxim	11	Trumpf gelb	15
Avignon	25	Breitner rosa	25	Melosa	17	Trumpf rot	15
Barletta	14	Breitner weiß	25	Migoli	25	Trumpf violett	15
Bella gold	29	Bright Eye	27	Mindano	19	Vienna	11
Bella rosa	27	Broadway	25	Miral	15	Victor Rowe	25
Beppie	27	Bruno	29	Miral gelb	15	Vyking	13
Beppie bronze	29	Burano	19	Mont Blanc	15	Vyking Dark Orange	14
Beppie gelb	27	Burano Yellow	17	Moroni	19	Wendy bronze	29
Beppie purpur	27	Calabria Dark Pink	13	Nathalie purpur	27	Wendy gelb	27
Beppie rot	29	Cassandra	11	Naxos	19	Wendy rot	29
Beppie weiß	27	Cassandra Bronze	11	Nicosia	13	Westland Regal	11 / 13
Biarritz	13	Cindy Copper	19	Noa	11	Woodpecker Sunny	11
Biarritz Yellow	13	Cindy Lilac	19	Olymp	15	Zembla	9 / 11
Blenda purpur	27	Cindy Red	19	Olymp Lemon	15	Zembla Yellow	9
Bora	13	Cindy White	17	Olymp Orange	15	Zembla Yellow	13
Boris Becker	9	Cindy Yellow	17	Olymp Salmon	15		
Boris Becker Sunny	9	Comino 2007	17	Olymp White	15		
Bornholm bronze	25	Covington	17	Olymp Yellow	15		
Bornholm gelb	25	Creamist	9	Palisade	9		
Boula	9	Creamist Yellow	9	Palisade Yellow	9		
Boula Yellow	9	Daily Mirror	25	Pamela Bronze	29	Cut-Chrysanthemums	8
Branbeach	23	Durango	19	Pamela gelb	27	Pot-Chrysanthemums	15
Branbeach Lilac	21	Elassa	19	Payton Dale pink	27	Multiflora	20
Branbeach Orange	23	Eleonora Bronze	11	Payton Dale purpur	27	Outdoor-Cut-Chrysanthemums	24
Branbeach Sunny	21	Eleonora Dark Lilac	11	Payton Glow	29	Information about	
Branbeach White	21	Eleonora Snow	9	Payton Prince	29	early budding	31
Branbird	23	Eleonora Yellow	9	Pera	19	Flower season Multiflora	31
Brancloud	23	Ellen gelb	27	Polar	11	Groups and Families:	
Brandeeep	23	Ellen weiß	25	Pompon bronze	29	Cut-Chrysanthemums	32
Brandeeep Red	23	Elmira Dark	19	Pompon gelb	27	Groups and Families:	
Brandorado	21	Elmira Frosted	17	Pompon lila	27	Pot-Chrysanthemums	33
Brandream	21	Elmira Yellow	17	Pompon rosa	27	Cultural Notes:	
Branduke	23	Euro	11	Ponza	19	Cut-Chrysanthemums	34
Branespritz	21	Euro Sunny	11	Popcorn	27	Cultural Notes:	
Branfortune	23	Evelyn Busch	25	Princess Armgard bronze	11	Pot-Chrysanthemums	34
Branfortune Red	23	Flannan	17	Princess Armgard gelb	9	Cultural Notes:	
Branfunny	23	Feeling White	14	Princess Armgard rot	11	Santini	34
Brangrape	21	Flamenco Dark	13	Puma	11	Cultural Notes:	
Branhelle	23	Gerrie Hoek Dark	27	Regal Mist	25	Pot-Chrysanthemums	34
Branhill	21	Gerrie Hoek White	25	Relinda	11	Cultural Notes: Multiflora	35
Branhill Cherry	23	Gompie bronze	29	Relinda Yellow	13	Diary	36
Branhill Purple	21	Gompie gelb	27	Renate	27	Calendar 2009	37
Branhill Red	23	Gompie purpur	27	Resomee Splendid	9	Selling Consultants	38
Branhill Salmon	23	Gompie rosa	27	Rivalry Improved	9		
Branice	21	Gompie rot	29	Ruth Dark	13		
Branice Sunny	21	Gompie weiß	27	Ruth Selection	13		
Branindio	21	Gozo	19	Ruth White	11		
Braninka	21	Hanenburg	25	Saffier	11		
Branivory	21	Heidi gelb	27	Salina	17		
Brankick	23	Heidi weiß	25	Salina Yellow	17		
Branlake	23	Holiday purpur	25	Saria	19		
Branlake Cherry	23	Holiday rosa	25	Scarley	13		
Branlake Orange	23	Ilona	11	Shoemith Fred	9		
Branmaya	21	Inga	9	Shoemith May	9		
Branmoon	21	Ipsili	19	Shoemith May, Bright Yellow	9		
Branngugget	23	Ja Dank	25	Silvia	29		
Branpolar	21	John Riley Red	25	Simon	27		
Branroyal	21	Julia	29	Smokey	27		
Branroyal Pink	21	Kastelli	14	Smola	17		
Branroyal Red	23	Kea Impr.	17	Snowdon	9		
Branroyal White	21	Kingfisher	13	Snowdon Yellow	9		
Branroyal Yellow	21	Kory	17	Solta	17		
Bransea	23	Kuriat	17	Spider Golden	9 / 13		
Bransea Purple	23	Lecise	14	Spider White	9 / 11		
Bransea Orange	23	Le Mans	14	Statesman	13		
Bransea Red	23	Le Mans Sunny	14	Stellar Time	17		
Bransea Salmon	23	Lexy	14	Swona	19		
Branset	23	Lilian Hoek Yellow	27	Tedcha Improved	11		
Branset Yellow	21	Limnos	17	Time Astro	17		
Bransky	21	Littleton	29	Time Grace	19		
Bransky Corona	21	Lollipop purple	9	Time Grace Red	19		

# BRANDKAMP CHRYSANTHEMUMS



Boula

**NEW**



Anastasia



Boris Becker



Creamist



Inga



Snow Eleonora



Palisade



Snowdon



May Shoesmith



Anastasia Sun



Boris Becker Sunny




Anastasia Green



Zembla Yellow



Yellow Eleonora



Palisade Yellow



Golden Spider



Princess Armgard gelb



Improved Rivalry



Bright Yellow May Shoesmith



# CUT-CHRYSANTHEMUMS



Zembla



White Spider



Creamist Yellow



Yellow Snowdon



Resomee Splendid

Art.No.	VARIETY	RESPONSE TIME	VIGOUR GROUP	FLOWER FORM	DIAMETER CM	DELIVERY WEEKS	DESCRIPTION
<b>DISBUD VARIETIES - WHITE</b>							
0104	<b>Boula<sup>(s)</sup></b> <b>NEW</b>	7	III	p	7	12-36	Pompon flower, white with a green center. Strong growth, fast reaction.
0106	<b>Anastasia<sup>(s)</sup></b>	8	II	s	13	12-33	An elegant big flower, pure white.
0110	<b>Boris Becker<sup>(s)</sup></b>	8	III	p	6	12-36	Easy growing, white with green centre.
0115	<b>Creamist</b>	8	I	b	15	12-33	Cream white Chrysanthemum. Robust and transport insensitive.
0125	<b>Zembla<sup>(s)</sup></b>	9	III	d	11	12-35	Pure white and good filled flower with green centre.
0120	<b>Inga<sup>(s)</sup></b>	9	II	a/d	10	12-30	Spiegelei mit weißen Petalen und gelb-grünem Kissen. Gut geeignet für Normalkultur.
0130	<b>Snow Eleonora<sup>(s)</sup></b>	9	II	a/d	12	12-30	Pure white, a nice flowerform like Gerbera. Early disbudding is necessary.
0135	<b>Palisade</b>	9	III	b	14	12-35	Very big balls, quick growing, cream white. Good for normal crop.
0140	<b>Snowdon</b>	9	III	b	14	12-30	Pure white balls, quick growing, good for normal crop, sensitive for TSWV.
1560	<b>White Spider</b>	10	II	s/d	13	12-35	Elegant large flower, early disbudding necessary. A good obscuration material without holes is important.
0160	<b>Fred Shoemith<sup>2)</sup></b>	11	II	b	12	12-33	White with a cream centre, very large ball. Strong growing.
0170	<b>May Shoemith<sup>2)</sup></b>	11	I	b	13	12-33	Pure white, a big flower, slowly growing. Needs one week more long days than other varieties.
<b>DISBUD VARIETIES - YELLOW</b>							
0204	<b>Boula Yellow<sup>(s)</sup></b> <b>NEW</b>	7	III	p	7	12-36	Yellow sport of Boula
0206	<b>Anastasia Sun<sup>(s)</sup></b>	8	II	s	13	12-33	Yellow sport from Anastasia.
0210	<b>Boris Becker Sunny<sup>(s)</sup></b>	8	III	p	6	12-36	A sport from Boris Becker.
0215	<b>Creamist Yellow</b>	8	I	b	15	12-33	Yellow sport from Creamist. Is flowering in normal culture to All-Saint-Day.
0606	<b>Anastasia Green<sup>(s)</sup></b>	8	II	s	12	12-33	Green sport from Anastasia. New selection, flower is bigger and more intensive green.
0225	<b>Zembla Yellow<sup>(s)</sup></b>	9	III	d	11	12-35	Pure yellow and good filled flower with green centre.
0230	<b>Yellow Eleonora<sup>(s)</sup></b>	9	II	a/d	11	12-30	Yellow with gold coloured cushion. Needs like all Eleonoras enough calcium in the last weeks of cultivation. Otherwise yellow spots on the leaves.
0235	<b>Palisade Yellow</b>	9	III	b	14	12-35	Yellow partner to Palisade.
0240	<b>Yellow Snowdon<sup>(s)</sup></b>	9	III	b	14	12-34	Easy growing, like Snowdon. It needs Alar for a better stem-quality.
2560	<b>Golden Spider</b>	10	II	s/d	13	12-35	Sport from White Spider with the same shape. Like all disbud varieties a little bit sensitive against pressure by transport.
8084	<b>Princess Armgard gelb</b>	10	II	b	13	12-27	Yellow sport from Princess Armgard.
0260	<b>Improved Rivalry<sup>2)</sup></b>	11	II	b	14	12-35	Gold-yellow, large balls. Good growing, sensitive against pythium. Needs air circulation inside the greenhouse in the last three weeks before you harvest.
0270	<b>Bright Yellow May Shoemith<sup>(s) 2)</sup></b>	11	I	b	13	12-33	Shiny yellow balls. Slowly growing. Like the white one unequal growing in unsterilised soil.
<b>DISBUD VARIETIES - PINK, BRONZE</b>							
0307	<b>Resomee Splendid<sup>(s)</sup></b>	8	II	d	12	12-35	Lilac sport from Resomee with middle big flowers with big petals. Partner to Zembla.
0305	<b>Anastasia Lilac<sup>(s)</sup></b>	8	II	s	13	12-33	Sport from Anastasia. A few days later flowering.
0304	<b>Lollipop purple<sup>(s)</sup></b>	8	II	p	7	12-35	Dark violet middle big pompon. Well-fitting to Boris Becker.



Anastasia Lilac



Lollipop purple

Legend	
(s)	= Licensed variety
2)	= Additional charge € 10,- per %
<b>Vigour groups:</b>	
I	= slowly growing
II	= middle growing
III	= strong growing
<b>Flower form:</b>	
e	= single
p	= pompon
s	= spider
d	= decorative
a	= anemon
b	= ball form
g	= filled
hg	= half filled
🌡️	= cooling tolerant
🌱	= Brandkamp Breeding

# BRANDKAMP CHRYSANTHEMUMS



Saffier



Maxim



Dark Lilac Eleonora



Bronze Eleonora



Vienna

**NEW**



Cassandra



Cassandra Bronze



Noa



Euro



Anney White



Ilona



White Ruth



Puma



Relinda



White Spider



Woodpecker Sunny



Tedcha Improved

# CUT-CHRYSANTHEMUMS



Westland Regal



Princess Armgard bronze



Polar

NEW



Zembla



Sunny Euro

Art.No.	VARIETY	RESPONSE TIME	VIGOUR GROUP	FLOWER FORM	DIAMETER CM	DELIVERY WEEKS	DESCRIPTION
<b>DISBUD VARIETIES - PINK, BRONZE</b>							
0310	Saffier <sup>(s)</sup>	8	II	p	8	12-35	Bigger, orange flowers with strong stem. Possible to cultivate with Boris Becker.
0312	Maxim <sup>(s)</sup>	8	II	s	18	12-32	Elegant pink spider with long filigree petals. Cultivate always with in-wetted bloom.
0376	Dark Lilac Eleonora <sup>(s)</sup>	9	II	a/d	11	12-30	Intensive lilac sport from Eleonora. Few days slower in response.
0378	Bronze Eleonora <sup>(s)</sup>	9	II	a/d	11	12-30	A nice autumn colour. The blossom is a little bit smaller than the other Eleonora sports.
3490	Westland Regal <sup>(s)</sup>	9	III	s	11	12-35	Violet middle-large. Strong growing.
0382	Vienna <sup>(s)</sup> NEW	9,5	II	b	17	12-33	Big pink flowers, strong stems. Harmonises with Palisade or Snowdon.
0380	Cassandra <sup>2)</sup>	10	I	b	14	12-35	Big pink balls. Strong stems. Good partner to May Shoemith.
0385	Cassandra Bronze <sup>2)</sup>	10	I	b	14	12-35	Orange-bronze, very nice colour.
8082	Princess Armgard bronze	10	II	b	13	12-27	Honey-bronze, good growing. A nice flowerform. Good for under glass. Planting between LW 23-28.
8062	Princess Armgard rot	10	II	b	13	12-27	Clear red sport with the same habit.

Art.No.	VARIETY	RESPONSE TIME	VIGOUR GROUP	FLOWER FORM	DIAMETER CM	DELIVERY WEEKS	DESCRIPTION
<b>SPRAY VARIETIES - WHITE</b>							
1112	Noa <sup>(s)</sup> NEW	7	II	e	12-35	12-35	Middle big flowers, clear white with a green center. Fast reaction.
1115	Euro <sup>(s)</sup>	7	III	g	12-40	12-40	Pure white filled flowers with a green centre. Easy growing.
1116	Polar <sup>(s)</sup> NEW	7	III	g	12-40	12-40	Filled flowers, white with a green center.
1170	Anney White <sup>(s)</sup> RR	8	III	s/a	12-35	12-35	Elegant spider type with cushion.
1118	+ Ilona <sup>(s)</sup>	8	II	p	12-35	12-35	Pure white little pompon flowers with green centre.
1120	White Ruth <sup>(s)</sup>	8	II	e	12-33	12-33	Pure white with green centre. Beautiful, dark leaves.
1350	+ Puma <sup>(s)</sup>	8	III	a	12-40	12-40	White with a green cushion. Strong growing.
0125	Zembla <sup>(s)</sup>	9	III	d	12-35	12-35	Many filled flowers.
1440	Relinda <sup>(s)</sup>	9	II	a	12-40	12-40	Snow-white with a small fresh green cushion. Tolerant against high temperature.
1560	White Spider	10	II	s	12-35	12-35	The classic type of spider blossoms. In spring and summer it wants the obscuration in the third week after the plantation, for a equal respons.

Art.No.	VARIETY	RESPONSE TIME	VIGOUR GROUP	FLOWER FORM	DIAMETER CM	DELIVERY WEEKS	DESCRIPTION
<b>SPRAY VARIETIES - YELLOW</b>							
2105	Woodpecker Sunny <sup>(s)</sup>	7	II	e	12-40	12-40	Middle big bright yellow flower.
2110	+ Tedcha Improved <sup>(s)</sup>	7	II	e	12-35	12-35	Dark yellow with a big brown centre, a nice contrast.
2115	+ Sunny Euro <sup>(s)</sup>	7	III	g	12-40	12-40	Shiny yellow with a green point. Filled blossoms. Equal growing.
2160	+ Lupo <sup>(s)</sup>	7	II	e	12-35	12-35	Gold-bronze with a large green centre. Very equal growing.



Lupo

## Legend

(s) = Licensed variety  
 2) = Additional charge € 10,- per %  
 + = good for santini

Vigour groups:  
 I = slowly growing  
 II = middle growing  
 III = strong growing

Flower form:  
 e = single  
 p = pompon  
 s = spider  
 d = decorative  
 a = anemon  
 b = ball form  
 g = filled  
 hg = half filled

RR = whiterust resistant  
 PR = partial resistant

🌡️ = cooling tolerant

🌱 = Brandkamp Breeding

# BRANDKAMP CHRYSANTHEMUMS



Yellow Annecy



Lemon Annecy



Bora



Yellow Biarritz




Zembla Yellow



Vyking



Yellow Relinda



Statesman



Kingfisher



Calabria Dark Pink



Trentino

**NEW**



Selection Ruth



Dark Ruth



Dark Flamenco



Westland Regal



Nicosia

**NEW**



Red Annecy

# CUT-CHRYSANTHEMUMS



Sunny Puma



Golden Spider



Biarritz



Dark Ancecy

Art.No.	VARIETY	RESPONSE TIME	VIGOUR GROUP	FLOWER FORM	DELIVERY WEEKS	DESCRIPTION
<b>SPRAY VARIETIES - YELLOW</b>						
2170	<b>Yellow Ancecy</b> <sup>(s)</sup> RR	8	III	s/a	12-35	Elegant spider type with cushion.
2180	<b>Lemon Ancecy</b> <sup>(s)</sup> RR	8	III	s/a	12-35	Elegant spider type with cushion. Clear Yellow.
2226	+ <b>Bora</b> <sup>(s)</sup>	8	II	e	12-35	Shine-yellow with greener centre.
2230	+ <b>Yellow Biarritz</b> <sup>(s)</sup> RR	8	II	e	12-36	Bicoloured variety in gold-red with spoon tipped flowers.
2350	+ <b>Sunny Puma</b> <sup>(s)</sup>	8	III	a	12-40	Yellow with a green cushion. Always growing without problems. Sport from Puma.
0225	<b>Zembla Yellow</b> <sup>(s)</sup>	9	III	g	12-35	Many filled flowers.
2435	+ <b>Vyking</b> <sup>(s)</sup>	9	II	e	12-40	Dark yellow with a brown centre. A nice autumn colour.
2440	<b>Yellow Relinda</b> <sup>(s)</sup>	9	II	a	12-40	A nice yellow colour with a small green cushion. Tolerant against high temperature.
2470	+ <b>Statesman</b> RR	9	II	b	12-33	Small, gold-yellow buttons. Many buds per stem. Always a reliable reaction also by low temperatures.
2560	<b>Golden Spider</b>	10	II	s	12-35	Sport from White Spider with the same shape.
<b>SPRAY VARIETIES - PINK, LILAC</b>						
3117	<b>Kingfisher</b> <sup>(s)</sup>	7	II	e	12-35	Middle big purple flower.
3118	<b>Calabria Dark Pink</b> <sup>(s)</sup>	7	II	g	12-35	Pure pink, middle big flower.
3121	<b>Trentino</b> <sup>(s)</sup> NEW	8	II	e	12-33	Clear pink with a green center. Many flowers, good spray.
3120	+ <b>Selection Ruth</b> <sup>(s)</sup>	8	II	e	12-33	Pink sport from Ruth.
3125	+ <b>Dark Ruth</b> <sup>(s)</sup>	8	II	e	12-32	Dark pink sport from Ruth.
3230	+ <b>Biarritz</b> <sup>(s)</sup> RR	8	II	e	12-36	Rosalilla, kleine Blüte mit Löffelblütenkranz. Zweifarbigereffekt. Gute Microsanthe.
3280	<b>Dark Ancecy</b> <sup>(s)</sup> RR	8	III	s/a	12-35	Elegant spider type with cushion. Silver pink colour.
3370	<b>Dark Flamenco</b> <sup>(s)</sup>	9	III	g	12-32	Deep lilac, large filled flowers. Very quick growing. Needs Alar for a good stem quality.
3490	<b>Westland Regal</b> <sup>(s)</sup> RR	9	III	s	12-35	Violet-pink, middle-large flowers, nice spray with many buds.
<b>SPRAY VARIETIES - RED, BRONZE</b>						
4275	<b>Nicosia</b> <sup>(s)</sup> NEW	7,5	II	e	12-35	Middle big red flowers with a green center.
4280	<b>Red Ancecy</b> <sup>(s)</sup> RR	8	III	s/a	12-35	Elegant spider type with cushion. Cherry red colour.



## Legend

(s) = Licensed variety  
 2) = Additional charge € 10,- per %  
 + = good for santini

**Vigour groups:**  
 I = slowly growing  
 II = middle growing  
 III = strong growing

**Flower form:**  
 e = single  
 p = pompon  
 s = spider  
 d = decorative  
 a = anemon  
 b = ball form  
 g = filled  
 hg = half filled

RR = whiterust resistant  
 PR = partial resistant

🌡️ = cooling tolerant

🌱 = Brandkamp Breeding

# CUT-CHRYSANTHEMUMS



Managua Red



Managua Orange

Art.No.	VARIETY	RESPONSE TIME	VIGOUR GROUP	FLOWER FORM	DELIVERY WEEKS	DESCRIPTION
<b>SPRAY VARIETIES - RED, BRONZE</b>						
4290	Managua Red <sup>(s)</sup>	9	II	e	12-35	Bright red marguerite with green cushion.
4390	Managua Orange <sup>(s)</sup>	9	II	e	12-35	Bright orange marguerite with green cushion.
4263 +	Vyking Dark Orange <sup>(s)</sup>	9	II	e	12-40	Orange with a large dark centre. Few rows of petals.
<b>SPRAY VARIETIES - BICOLOURED, GREEN</b>						
4565	Marimo <sup>(s)</sup> <b>NEW</b>	7	II	p	12-35	Pompon flowers, small and green. Non-sensitiv for Fusarium and Verticillium.
4571	Le Mans <sup>(s)</sup> PR	7	III	a	12-40	Pink with a large, dark cushion. Strong growing.
4576	Le Mans Sunny <sup>(s)</sup> PR	7	III	a	12-40	Bright yellow with a large, dark cushion. Strong growing.
4577	Kastelli <sup>(s)</sup>	7	II	e	12-35	Red with yellow border. Middle big flower.
4582	Feeling White <sup>(s)</sup>	7	II	p	12-35	Big, flat pompon-flower. Green with white edge. Strong stems.
4547	Lexy <sup>(s)</sup>	8	II	p	12-35	Orange Pompon with dark red centre.
4578	Barletta <sup>(s)</sup>	8	II	e	12-35	Deep lilac with narrow white edge. Beautiful colour contrast.
4585	Lecise <sup>(s)</sup> <b>NEW</b>	8	II	e	12-33	Bicoloured white with pink stripes. Stable growing.



Vyking Dark Orange



Marimo

**NEW**



Le Mans



Le Mans Sunny



Kastelli



Feeling White



Lexy



Barletta



Lecise

**NEW**

## Legende

(s) = Lizenzpflichtig, Sortenschutzrechtlich geschützt oder zum Sortenschutz angemeldet.

+ = Microsanthen geeignet

### Wachstumsgruppen:

I = langsam wachsend  
II = mittelstark wachsend  
III = stark wachsend

### Blütenform:

e = einfach  
p = Pompon  
s = Spinne  
d = dekorativ  
a = anemone  
b = Ballform  
g = gefüllt  
hg = halb gefüllt

RR = weißrostresistent  
PR = wenig rostempfindlich

🌡️ = kältetolerant

🌿 = Brandkamp-Züchtung

# POT-CHRYSANTHEMUMS

Delivery weeks from 15-35

Art.No.	VARIETY	RESPONSE TIME	VIGOUR GROUP	FLOWER FORM	DIAMETER CM	DESCRIPTION
<b>POT VARIETIES - DISBUD - WHITE</b>						
5184	🍷 Olymp White <sup>(s)</sup> Anlymp White <sup>(s) 2)</sup>	10	I	b	13	White ball flowers with all good characteristics of Olymp.
5195	Miral <sup>2)</sup>	10	II	b	13	Pure white with a nice flowerform. By heat yellow spots on the leaves possible.
5196	🍷 Mont Blanc <sup>(s)</sup> Anblanc <sup>(s) 2)</sup>	10	I	d	13	Snow-white with a fresh green centre. It keeps green for a long time. Nice flowerform. To use with the Trumpf varieties.
<b>POT VARIETIES - DISBUD - YELLOW</b>						
5283	🍷 Olymp Lemon <sup>(s) 2)</sup>	10	I	b	13	Lemon yellow big flower ball.
5284	🍷 Olymp Yellow <sup>(s)</sup> Anlymp Yellow <sup>(s) 2)</sup>	10	I	b	13	Bright yellow and big ball flowers. The Olymp family is completed.
5285	Trumpf gelb <sup>2)</sup>	10	I	d	13	Dark yellow, compact growing. Easy to cultivate.
5295	Miral gelb <sup>2)</sup>	10	II	b	13	Yellow sport from Miral with incurved petals like Miral.
<b>POT VARIETIES - DISBUD - PINK, LILAC</b>						
5384	🍷 Olymp <sup>(s)</sup> Anlymp <sup>(s) 2)</sup>	10	I	b	13	Pure pink large balls with incurved petals..
5385	Trumpf violett <sup>2)</sup>	10	I	d	13	Deep violet, easy and compact growing.
<b>POT VARIETIES - DISBUD - RED, BRONZE</b>						
5480	🍷 Olymp Orange <sup>(s) 2)</sup>	10	I	b	13	Sport from Olymp with bicoloured flowers. Big flower balls.
5484	🍷 Olymp Salmon <sup>(s) 2)</sup>	10	I	b	13	Champagner coloured with winered petals on the below side. Sport from Olymp.
5485	Trumpf rot <sup>2)</sup>	10	I	d	13	Red sport from the Trumpf varieties.

Legend						
(s) = Licensed variety			<u>Vigour groups:</u>	<u>Flower form:</u>		
2) = Additional charge € 10,- per %			I = slowly growing	e = single	a = anemon	s = spider
+ = good for santini			II = middle growing	p = pompon	b = ball form	d = decorative
			III = strong growing			g = filled
						hg = half filled
						🍷 = Brandkamp Breeding



🍷 Olymp White



Miral



🍷 Mont Blanc



🍷 Olymp Lemon



🍷 Olymp Yellow



Trumpf gelb



Miral gelb



🍷 Olymp



Trumpf violett



🍷 Olymp Orange



🍷 Olymp Salmon



Trumpf rot

# BRANDKAMP CHRYSANTHEMUMS



Mega Time White



Salina



Margariti

**NEW**



Tinos



Stellar Time



Elmira Frosted



Astro Time



White Cindy



Kuriat



Comino 2007



Melosa



Salina Yellow

**NEW**



Limnos

**NEW**



Solta



Burano Yellow



Covington

**NEW**



Mega Time Gold



# POT-CHRYSANTHEMUMS



Smola



Flannan

NEW



Kea Impr.



Elmira Yellow



Grace Time Yellow

							Delivery weeks from 15-35	
Art.No.	VARIETY	RESPONSE TIME	VIGOUR GROUP	FLOWER FORM	DIAMETER CM	DESCRIPTION		
<b>POT VARIETIES - WHITE</b>								
5108	Mega Time White <sup>(s)</sup>	8	III	e	7	Bright yellow flowers with a green centre. Part of the Mega Time family.		
5109	☞ Salina BRT03791 <sup>(s)</sup>	8	II	e	6,5	Pure white variety with middle big flowers.		
5110	☞ Margariti <sup>(s)</sup> NEW	8	II	e	7	Pure white with a green center. Perfect shape.		
5111	☞ Tinos BR01.101 <sup>(s)</sup>	8	II	a	5	Pure white with green cushion. Fresh outlook, many buds.		
5115	☞ Smola <sup>(s)</sup>	8	II	g	7	Large, pure-white flower with white buds. Replaces Envy.		
5112	Stellar Time <sup>(s)</sup>	8	II	g	9	Large, snow-white flowers. Dark green leaves.		
5124	Elmira Frosted <sup>(s)</sup>	8	I	g	3,5	Small flowering variety with many flowers.		
5142	Astro Time <sup>(s)</sup>	8	II	s	9	A white spider-type with a large, green centre.		
5165	White Cindy <sup>(s)</sup>	9	II	g	3,5	Small pompon flowers. A good shape and branching.		
<b>POT VARIETIES - YELLOW</b>								
5203	☞ Flannan <sup>(s)</sup> NEW	7	II	e	7,5	Bright golden flowers. Rapid reaction.		
5207	☞ Kuriat BR02.27.1 <sup>(s)</sup>	7	II	e	3,5	Beautiful, small, clear yellow flower. Very good branching, compact and equal growing.		
5213	☞ Comino 2007 <sup>(s)</sup>	7	I	e	5	Improvement in Comino with better leaves and faster response time.		
5214	☞ Melosa BRT03235 <sup>(s)</sup>	8	II	e	4,5	Bright yellow variety with big flowers.		
5219	☞ Salina Yellow <sup>(s)</sup> NEW	8	II	e	6,5	Clear yellowed sport from Salina with their good characteristics.		
5217	☞ Kea Impr. <sup>(s)</sup>	8	II	a	4,5	Improvement of the habit. Bloom bright yellow with greener centre.		
5223	☞ Limnos <sup>(s)</sup> NEW	8,5	II	a	7,5	Fresh yellow anemon with a big green cushion.		
5211	☞ Solta <sup>(s)</sup>	8	II	e	5	Many, pure white flowers, middle big. Perfect habit, with many good shoots.		
5210	☞ Burano Yellow <sup>(s)</sup>	8	II	e	4,5	Bright yellow sport from Burano. Small, dark point on the cushion.		
5222	Elmira Yellow <sup>(s)</sup>	8	I	g	3,5	Similar to Elmira with the same habit.		
5224	Covington <sup>(s)</sup> NEW	8	II	g	6,5	Dark yellow variety with a decorative flower.		
5208	Mega Time Gold <sup>(s)</sup>	8	III	e	7	Bright yellow sport from the Mega Time-series.		
5209	Grace Time Yellow <sup>(s)</sup>	8	II	l	6	Elegant flower, gold-yellow with yellow centre.		
5260	Kory <sup>(s)</sup>	9	I	g	8	Clear yellow, equal growing, strong stems, flowering a long time.		
5265	Yellow Cindy <sup>(s)</sup>	9	II	g	3,5	Small yellow blossoms. Good shape and branching.		

## Legende

(s) = Licensed variety

2) = Additional charge € 10,- per %

Vigour groups:

I = slowly growing

II = middle growing

III = strong growing

Flower form:

e = single

p = pompon

s = spider

d = decorative

a = anemon

b = ball form

g = filled

l = spoon

☞ = Brandkamp-Breeding



Kory



Yellow Cindy



# BRANDKAMP CHRYSANTHEMUMS



Gozo



Moroni



Mega Time Pink



Pera

**NEW**



Midnight Time



Saria

**NEW**



Elmira Dark



Grace Time



Vulcan Time



Ponza



Mega Time Apricot



Mindanao

**NEW**



Arousa

**NEW**



Durango

**NEW**



Grace Time Red



Red Cindy



Ipsili



Naxos

**NEW**

# POT-CHRYSANTHEMUMS



☞ Madeira 2006



Lilac Cindy



☞ Burano



Copper Cindy



☞ Swona

NEW



☞ Elassa

NEW

Delivery weeks from 15-35

Art.No.	VARIETY	RESPONSE TIME	VIGOUR GROUP	FLOWER FORM	DIAMETER CM	DESCRIPTION
<b>POT VARIETIES - PINK, LILAC</b>						
5307	☞ Gozo BRT01.18.4 <sup>(s)</sup>	7	II	e	4,5	Clear pink with green centre. Very colour robust. Good and even shoot.
5309	☞ Moroni <sup>(s)</sup>	7	II	a	5,5	Pure-pink petals, small plate with greener centre.
5308	☞ Mega Time Pink <sup>(s)</sup>	8	III	e	7	Dark pink sport from the Mega Time-series. Very equal growing.
5312	☞ Pera <sup>(s)</sup> NEW	8	II	e	6	Clear pink flowers with a chartreuse center. Compact growth.
5320	☞ Madeira 2006 <sup>(s)</sup>	8	II	e	6	Purple flowers with yellow centre. Better habit and not so strong growing as the origin variety.
5322	☞ Midnight Time <sup>(s)</sup>	8	II	g	6	Many, dark lilac flowers, good habit.
5324	☞ Saria <sup>(s)</sup> NEW	8	II	g	7	Bright pink-coloured, compact growing variety. Many filled flowers.
5331	☞ Elmira Dark <sup>(s)</sup>	8	I	g	3,5	Pink sport from Elmira with darker colour of the flowers.
5333	☞ Grace Time <sup>(s)</sup>	8	II	l	6	Elegant lilac flower with yellow centre.
5365	☞ Lilac Cindy <sup>(s)</sup>	9	II	g	3,5	Lilac Cindy sport with the same habit.
<b>POTPOT VARIETIES - RED, BRONZE</b>						
5406	☞ Vulcan Time <sup>(s)</sup>	8	III	e	6,5	A very nice red flowering variety. Partner for the Mega Time family.
5407	☞ Ponza <sup>(s)</sup>	8	II	e	4	Bright red flower with yellow centre.
5408	☞ Mega Time Apricot <sup>(s)</sup>	8	III	e	7	A nice apricot coloured sport from Mega Time.
5409	☞ Mindanao <sup>(s)</sup> NEW	8	II	e	6,5	Shiny orange, perfect autumn colour. Very good habit.
5410	☞ Burano BRT02.26.3 <sup>(s)</sup>	8	II	e	4,5	Bright bronze, middle big flower with double petals.
5412	☞ Arousa <sup>(s)</sup> NEW	8	II	hg	8,5	Big orange-yellow flowers. Something special for your assortment.
5419	☞ Durango <sup>(s)</sup> NEW	8	II	g	9	Decorative variety with big flowers, orange-bronze.
5433	☞ Grace Time Red <sup>(s)</sup>	8	II	l	6	Elegant bright red flower with yellow centre.
5465	☞ Red Cindy <sup>(s)</sup>	9	II	g	3,5	Red Cindy sport similar to the others.
5466	☞ Copper Cindy <sup>(s)</sup>	9	II	g	3,5	Honey-bronze nice colour. So it is possible to cultivate Cindy in 5 colours.
<b>POTPOT VARIETIES - BICOLOURED</b>						
5570	☞ Elassa <sup>(s)</sup> NEW	8	II	e	7	Nice pink and white flowers, good spray.
5468	☞ Ipsili BRT041422 <sup>(s)</sup>	8	II	e	4	Smaller flowers, bicolor, red with yellow border.
5575	☞ Naxos <sup>(s)</sup> NEW	8	II	e	6,5	Nice red-yellow colour, perfect for autumn.
5580	☞ Swona <sup>(s)</sup> NEW	8,5	III	g	7	Cream flowers with a pink center.

## Legend

(s) = Licensed variety

### Vigour groups:

I = slowly growing  
II = middle growing  
III = strong growing

### Flower form:

e = single      a = anemon  
p = pompon    b = ball form  
s = spider      g = filled  
d = decorative    l = spoon

☞ = Brandkamp Breeding



# BRANDKAMP CHRYSANTHEMUMS



☛ Branbeach White



☛ Branpolar



☛ Branivory



☛ Branroyal White



☛ Branesprit

**NEW**



☛ Branbeach Sunny



☛ Braninka



☛ Branindio



☛ Branmaya



☛ Branice Sunny



☛ Brantop



☛ Branspider Sprint

**NEW**



☛ Branmoon



☛ Brangrape



☛ Brandorado

**NEW**



☛ Branhill



☛ Branhill Purple



☛ Brandream

**NEW**



☛ Branroyal



☛ Branspoon



☛ Bransky



☛ Bransky Lilac



☛ Bransky Plum

# BRAN-MULTIFLORA-LINE

## Outdoor Pot-Chrysanthemums

Delivery weeks between 13 – 29



☞ Branice



☞ Branroyal Yellow



☞ Branset Yellow




☞ Branbeach Lilac



☞ Branroyal Pink



☞ Bransky Corona

Art.No.	VARIETY	VIGOUR GROUP	FLOWER FORM	DESCRIPTION	 BRANDKAMP	NATURAL FLOWER SEASON
<b>MULTIFLORA - WHITE</b>						
6147	☞ Branbeach White <sup>(s)</sup> T12	☾	☐	II	g	Pure-white, medium sized flower. Mid - End Sept.
6131	☞ Branpolar <sup>(s)</sup>			II	g	Pure white, early flowering. Bran-Multiflora with perfect round shape und fresh green centre. Early - Mid Sept.
6140	☞ Branivory <sup>(s)</sup> T12	☾		II	g	Ivory-white, a lot of small filled flowers. Good round shape. Mid September
6145	☞ Branroyal White <sup>(s)</sup> T12 PR	☾	☐	II	g	Pure white, perfect round sport from Branroyal with its excellent characteristics. Mid September
6153	☞ Branice BR00.40.1 <sup>(s)</sup> T12	☾		III	g	Snow-white with a fresh green centre. Absolutely round growing. Filled flowers. Mid - End Sept.
6182	☞ Branesprit <sup>(s)</sup> NEW			II	g	Green flowers with a green center, perfect shape. Very slow flourishing. Early-Mid Oktober
<b>MULTIFLORA - YELLOW</b>						
6216	☞ Branbeach Sunny <sup>(s)</sup> T12	☾	☐	II	g	Golden yellow sport from Branbeach with its characteristics. Mid - End August
6221	☞ Braninka Braninka <sup>(s)</sup> T12			I	g	Bright gold-yellow with red tops on the petals. Very nice. Plant one cutting more than usual per container. Good for small pots. End August
6226	☞ Branindio Branindio <sup>(s)</sup> T12			II	p	Strong yellow pompon flowers, with a red point. A good habit. End August
6232	☞ Branroyal Yellow B00.2.8.3 <sup>(s)</sup> T12 PR	☾	☐	II	g	Bright yellow sport from our top-variety Branroyal. A lot of flowers. Always an absolutely round shape. Mitte September
6238	☞ Branmaya <sup>(s)</sup> PR T12	☾		I	g	Many, small, filled flowers with green centre. Absolute perfect shape. Mid September
6253	☞ Branice Sunny <sup>(s)</sup> T12	☾	☐	III	g	Bright yellow sport from Branice with the same perfect characteristics. Mid - End Sept.
6266	☞ Brantop <sup>(s)</sup> T12	☾		II	p	Gold-yellow pompon flowers over dark leaves. Good and round growing. Mid - End Sept.
5256	☞ Branspider Sprint <sup>(s)</sup> NEW			II	s	Improved sport from Branspider with better shape and earlier bloom. End September
6252	☞ Branset Yellow <sup>(s)</sup> B03.4.7 T12 PR	☾		II	g	Bright yellow sport from Branset. End September - Early October
6254	☞ Branmoon <sup>(s)</sup>			II	g	Many cream-yellow flowers with dark centre. Two-coloured effect. Early October
6257	☞ Brangrape <sup>(s)</sup> PR			II	g	Clear yellow and bigger flowers above dark leaves. Early - Mid Oct.
6284	☞ Brandorado <sup>(s)</sup> NEW			II	hg	Golden flowers and perfect ball shape. Variety blossoms All Saints' Day. End October
<b>MULTIFLORA - PINK, LILAC</b>						
6347	☞ Branbeach Lilac <sup>(s)</sup> PR T12	☾	☐	II	g	Lilac sport from Branbeach. Branbeach is available in 5 colours. Mid - End August
6310	☞ Branhill B01.177.1 <sup>(s)</sup> PR			I	g	Pure pink, filled, medium-sized flowers. End August
6311	☞ Branhill Purple <sup>(s)</sup> PR			I	g	Dark lilac sport from Branhill. Brandkamp novelty. End August
6315	☞ Brandream <sup>(s)</sup> NEW			II	g	Big bicoloured flowers, pink with white tips. Perfect ball shape. End August
6330	☞ Branroyal Branroyal <sup>(s)</sup> T12 PR	☾	☐	II	g	Purple, filled flowers. Always a perfect round shape. Easy growing. Mid September
6331	☞ Branroyal Pink <sup>(s)</sup> PR T12	☾	☐	II	g	Sport from Branroyal with the same excellent characteristics. Mid September
6334	☞ Branspoon <sup>(s)</sup>			II	l	Pink marvelous spoon flowering Bran-Multiflora with an interesting flower colour. Perfect round habit. Mid - End September
6340	☞ Bransky <sup>(s)</sup> T12	☐		I	g	Small, filled, pink flowers with dark eye. Many flowers above a perfect shape. Mid - End September
6341	☞ Bransky Lilac <sup>(s)</sup> T12	☐		I	g	Sport from Bransky with dark centre. Mid - End September
6342	☞ Bransky Plum <sup>(s)</sup> T12	☐		I	g	Raspberry pink coloured sport from Bransky. Mid - End September
6343	☞ Bransky Corona <sup>(s)</sup> T12	☐		I	g	Creamy yellow flower with pink edge. Beautiful colour combination with dark centre. Mid - End September

### Legend

(s) = Licensed variety

2) = Additional charge € 10,- per %

T12 = suitable for culture in a 12 cm pot

#### Vigour groups:

I = slowly growing

II = middle growing

III = strong growing

☾ = suitable for directed culture

#### Flower form:

e = single

p = pompon

s = spider

d = decorative

☐ = suitable for pack-culture

PR = partial resistant

a = anemon

b = ball form

g = filled

hg = half filled

☞ = Brandkamp-Breeding

# BRANDKAMP CHRYSANTHEMUMS



📍 Branbird



📍 Bransea



📍 Bransea Purple **NEW**



📍 Branduke



📍 Brandeep



📍 Branlake



📍 Brancloud **NEW**



📍 Branhill Red



📍 Branhill Salmon



📍 Branbeach



📍 Branbeach Orange



📍 Branfortune



📍 Branroyal Red



📍 Branstorm



📍 Bransky Peach



📍 Branfunny



📍 Branhelle



📍 Bransea Red **NEW**



📍 Bransea Orange



📍 Branset



📍 Brandeep Red



📍 Branlake Orange



📍 Branlake Cherry

# BRAN-MULTIFLORA-LINE

## Outdoor Pot-Chrysanthemums

Delivery weeks between 13 – 29



☐ BranSOCcer

NEU



☐ Branhill Cherry



☐ Branfortune Red



☐ Bransky Orange



☐ Bransea Salmon



☐ Brankick

Art.No.	VARIETY	VIGOUR GROUP	FLOWER FORM	DESCRIPTION	NATURAL FLOWER SEASON
<b>MULTIFLORA - PINK, LILAC</b>					
6345	☐ Branbird BR0361 <sup>(s)</sup>	III	g	Big, coral pink flower. Unusual colour with round habit.	End September - Early October
6370	☐ Bransea B99.39.1 <sup>(s)</sup>	II	g	Half filled, pure pink with dark centre.	End September - Early October
6372	☐ Bransea Purple <sup>(s)</sup> <b>NEW</b>	II	g	Dark lilac sport from Bransea. Round shape.	End September - Early October
6378	☐ Branduke <sup>(s)</sup>	III	hg	Bright pink, bigger flowers. Round shape.	End September - Early October
6380	☐ Bransoccer <sup>(s)</sup> <b>NEW</b>	II	p	Dark lilac pompon flowers, round shape. Stable colour, slow flourishing.	End September - Early October
6338	☐ Brandeep BR99.81.2 <sup>(s)</sup> T12 PR	I	hg	Deep lilac, half-filled flowers, perfect round shape.	Early - Mid October
6395	☐ Branlake <sup>(s)</sup> PR T12	II	hg	Pure pink, half filled flowers above a perfect shape.	Mid October
6397	☐ Brancloud <sup>(s)</sup> <b>NEW</b>	II	hg	Dark pink flowers, perfect ball shape. Variety blossoms All Saints' Day.	End October
<b>MULTIFLORA - RED, ORANGE</b>					
6216	☐ Branhill Red <sup>(s)</sup> PR	I	g	Dark red sport from Branhill. Branhill is now available in five colours.	End August
6411	☐ Branhill Cherry <sup>(s)</sup> PR	I	g	Cherry red sport from Branhill.	End August
6412	☐ Branhill Salmon <sup>(s)</sup> PR	I	g	Orange salmon sport from Branhill.	End August
6447	☐ Branbeach <sup>(s)</sup> PR T12	II	g	Salmon-sandy colour, very fashioned, larger filled flowers. Also to use for small pots.	Mid - End August
6448	☐ Branbeach Orange B01.17 <sup>(s)</sup> T12 PR	II	g	Bright orange, a very nice colour. Dark leaves, a round shape. Filled flowers.	Mid - End August
6435	☐ Branfortune <sup>(s)</sup> T12	II	g	Leuchtorange, gefüllte Blüten über dunklem Laub. Runder Wuchs.	Early September
6437	☐ Branfortune Red <sup>(s)</sup> T12	II	g	Dark red sport from Branfortune with its characteristics.	Early September
6432	☐ Branroyal Red <sup>(s)</sup> PR T12	II	g	Bright red sport from Branroyal. The family is available in 5 colours.	Mid September
6449	☐ Branstorm BR024491 <sup>(s)</sup>	II	g	Bright red, big, filled flowers.	Mid September
6453	☐ Bransky Peach B05.7.2 <sup>(s)</sup> T12	I	g	Pink peach flower with dark centre. Absolute projecting trendy colour.	Mid - End September
6455	☐ Bransky Orange <sup>(s)</sup> T12	I	g	Orange coloured sport from Bransky. Bransky is available in 6 colours.	Mid - End September
6440	☐ Branfunny <sup>(s)</sup>	II	p	Brilliant, orange pompon flowers. Perfect autumn colour.	Mid - End Sept.
6454	☐ Branhelle <sup>(s)</sup> <b>NEW</b>	II	p	Bright red new variety with high potential. Stable colour, slow flourishing. Round shape.	End September - Early October
6466	☐ Bransea Red <sup>(s)</sup> <b>NEW</b>	II	g	Red sport from Bransea, family in 5 colours available now.	End September - Early October
6468	☐ Bransea Orange <sup>(s)</sup>	II	g	Bright orange flower with dark centre. Same habit.	End September - Mid October
6470	☐ Bransea Salmon <sup>(s)</sup>	II	g	Sport from Bransea. Brandkamp novelty.	End Sept. - Early October
6452	☐ Branset <sup>(s)</sup> PR T12	I	g	Bronze, filled flowers, interesting colour.	End Sept. - Early October
6438	☐ Brandeep Red <sup>(s)</sup> PR T12	II	hg	Dark red sport from Brandeep with perfect round shape.	Early - Mid Oct.
6495	☐ Branlake Orange BR05112 <sup>(s)</sup> T12	II	hg	Salmon orange sport from the pink Branlake.	Mid October
6496	☐ Branlake Cherry <sup>(s)</sup> T12 PR	II	hg	Cherry red sport from Branlake.	Mid October
6497	☐ Brankick <sup>(s)</sup>	II	g	Small bright red flowers. Perfect round shape.	Mid - End October
6499	☐ Brannugget <sup>(s)</sup>	III	g	Ochre middle big flowers. Perfect round shape.	Mid - End October
6498	☐ Brantopas <sup>(s)</sup> <b>NEW</b>	II	hg	Shiny orange flowers and round shape. Variety blossoms All Saints' Day.	End October

T12 = suitable for culture in a 12 cm pot

☾ = suitable for directed culture

☐☐☐ = suitable for pack-culture

PR = partial resistant



☐ Brannugget



☐ Brantopas

NEW

### Legend

(s) = Licensed variety

2) = Additional charge € 10,- per %

Vigour groups:

I = slowly growing

II = middle growing

III = strong growing

Flower form:

e = single

p = pompon

s = spider

d = decorative

a = anemon

b = ball form

g = filled

hg = half filled

☐ = Brandkamp Breeding

# BRANDKAMP CHRYSANTHEMUMS



Evelyn Busch



Breitner weiß



Ja Dank



Golden Alex Bedser



Migoli



Tom Pearce gelb



Bornholm gelb



Broadway



Avignon



Marielle



John Riley Red



Marielle rosa



Regal Mist



Holiday purpur



Daily Mirror



Hanenburg



Breitner rosa



Breitner bronze



Astro



# OUTDOOR-CUT-CHRYSANTHEMUMS

Delivery weeks between LW 13 – 28



Breitner gelb



Victor Rowe



Holiday rosa



Tom Pearce



Bornholm bronze

Art.No.	VARIETY	DESCRIPTION	NATURAL FLOWER SEASON
<b>DISBUD VARIETIES</b>			
8005	T Evelyn Busch <sup>2)</sup>	Pure white flower, dark leaves.	August / September
8096	Breitner weiß <sup>2)</sup>	Gentle middle big flower, weather insensitive.	August / September
8010	T Ja Dank <sup>2)</sup>	Snow white, big ball, good growing. Good for under glass. Planting between week 24-27.	September / October
8015	T Golden Alex Bedser <sup>2)</sup>	Dark yellow, round balls. To use for early planting under glass, between week 22-25.	August / September
8099	Breitner gelb <sup>2)</sup>	Gentle middle big flower, weather insensitive.	August / Spetember
8025	T Migoli <sup>2)</sup>	Clear yellow, good formed flowers. Good for outdoor cultivation.	September / October
8020	T Tom Pearce gelb <sup>2)</sup>	Gold-yellow, slowly growing. Plant under glass between week 23-27.	September / October
8030	Bornholm gelb <sup>2)</sup>	Amber-yellow, strong growing.	September / October
8033	T Broadway <sup>2)</sup>	Brilliant yellow flowers in a perfect ball, shiny dark green leaves.	October
8035	T Victor Rowe <sup>2)</sup>	Deep golden-yellow, nice flowerform. Good for under glass.	October
8042	T Avignon <sup>2)</sup>	Champagne coloured, strong growing. Planting under glass between week 24-27.	Mid - End October
8575	☪ T Marielle <sup>(s)</sup>	Filled middle large flower.	September / October
8072	John Riley Red <sup>2)</sup>	Dark red flowering with a nice disbud flower type.	September / October
8040	Holiday rosa <sup>2)</sup>	Clear pink, smaller balls.	September / October
8368	☪ T Marielle rosa <sup>(s)</sup>	Pink sport from Marielle.	September / October
8045	T Regal Mist <sup>2)</sup>	Purple coloured with silver petals on the below side. Good growing	September / October
8050	Holiday purpur <sup>2)</sup>	Purple coloured sport from Holiday. This variety is not to use for under glass crop.	September / October
8060	T Daily Mirror <sup>2)</sup>	Deep pink, big ball formed. Good for under glass. Planting between week 23-27.	October / November
8065	T Tom Pearce <sup>2)</sup>	Red-gold, bicoloured petals. Planting under glass week 23-27.	September / October
8070	Hanenburg <sup>2)</sup>	Red-bronze, small leaves. Good for early outdoor crop.	August / September
8097	Breitner rosa <sup>2)</sup>	Gentle middle big flower, weather insensitive.	August / September
8098	Breitner bronze <sup>2)</sup>	Gentle middle big flower, weather insensitive.	August / September
8080	Astro <sup>2)</sup>	Orange, nice flowerform, good growing.	September / October
8085	Bornholm bronze <sup>2)</sup>	Sport in a nice bronze colour. Strong growing.	September / October
<b>SPRAY VARIETIES · WHITE</b>			
8102	Gerrie Hoek White	Pure white filled flowers, sensitive for early buds, early flowering	EndeAugust
8105	Ellen weiß	Creamy white large flowers. Equal growing.	August / September
8115	Heidi weiß	Pure white, slowly growing, sensitive for early buds.	September

## Legende

(s) = Licensed variety

2) = Additional charge € 10,- per %

☪ = Brandkamp-Breeding

T = suitable for culture in plastic-houses



Gerrie Hoek White



Ellen weiß



Heidi weiß

# BRANDKAMP CHRYSANTHEMUMS



Simon



Renate



Popcorn



Lilian Hoek Yellow



Ellen gelb



Heidi gelb



Wendy gelb



Bepie-Sorten



Pompon gelb



Gompie-Sorten



Bright Eye



Gerrie Hoek Dark



Bella rosa



Pompon rosa



Payton Dale purpur



Nathalie purpur



Marielle rosa

# OUTDOOR-CUT-CHRYSANTHEMUMS

Delivery weeks between LW 13 – 28




Pamela gelb



Payton Dale pink



Blenda purpur



Smokey

Art.No.	VARIETY	DESCRIPTION	NATURAL FLOWER SEASON
<b>SPRAY VARIETIES · WHITE</b>			
8112	T Simon <sup>(s)</sup>	Snow-white, smaller, filled flowers, very equal growing.	September / October
8150	T Gompie weiß	Large white flowers. Like all Gompies to use for under glass. Planting between wek 24-27 and pinch it under glass, too.	September / October
8130	T Beppie weiß	Clear white with a green centre, half-filled.	September / October
8160	T Renate <sup>(s)</sup>	Filled flowering. Small, white flowers with creamy centre.	September / October
8190	T Popcorn	Pure white small pompon flowers. Strong growing. Very good for under glass crop to All-Saint-day.	October
<b>SPRAY VARIETIES · YELLOW</b>			
8203	Lilian Hoek Yellow	Larger filled flowers. Stronger growing.	End August
8204	Pamela gelb	Old-yellow filled flowers. Dark green leaves.	End August
8205	Ellen gelb	Bright yellow large flowers. Equal growing.	August / September
8215	Heidi gelb	Clear yellow, slowly growing, sensitive for early buds.	September
8225	T Wendy gelb	Gold-yellow, a lot of buds. Easy and equal growing.	September
8230	T Beppie gelb	Dark yellow, half-filled. Absolutely easy and equal growing. Like all Beppies to use for under glass. Planting between wek 24-27.	September / October
8240	T Pompon gelb	Light yellow pompon flowering. Quick growing.	September / October
8250	T Gompie gelb	Large clear yellow flowers.	September / October
8265	Bright Eye	Gold-yellow button with a red eye. Very attractive flowers, but unequal growing.	September / October
<b>SPRAY VARIETIES · PINK</b>			
8302	Gerrie Hoek Dark	Filled flowers, strong pink, sensitive for early buds.	End August
8310	Payton Dale pink	Bright pink, excellent quality sprays. Good growing.	August / September
8370	Bella rosa	Pink with a large dark centre. Easy and equal growing, a lot of stems. Cut the flowers early.	September
8330	T Beppie	Pink with darker centre. Cut the flowers early.	September / October
8340	T Pompon rosa	Soft pink, fashioned colour.	September / October
8350	T Gompie rosa	Clear pink, from flowerform and colour the best one from the Gompies.	September / October
8366	T Blenda purpur	Deep pink sport from „Blenda“. Also by heat with a good fastness of colour.	September / October
8368	T Marielle rosa <sup>(s)</sup>	Pink sport from Marielle.	September / Oktober
<b>SPRAY VARIETIES · LILAC</b>			
8410	Payton Dale purpur	Deep lilac, excellent spray..	August / September
8422	Nathalie purpur	Nice purpur-lilac large flowers. Strong growing.	September
8430	Beppie purpur	Lilac with a dark eye. Good fastness of colour.	September / October
8435	T Smokey	Deep purple, large flowers. Very nice. Plant it early, because it grows slowly.	September / October
8440	T Pompon lila	Deep lilac sport from Pompon.	September / October
8450	T Gompie purpur	Soft purple, shiny colour. Good fastness of colour.	September / October



Pompon lila

## Legend

- (s) = Licensed variety.
- T = suitable for culture in plastic-houses
- = Brandkamp-Breeding

# BRANDKAMP CHRYSANTHEMUMS



Majola



Wendy rot



Gompie rot



Payton Prince



☞ Silvia



☞ Marielle



☞ Marielle Red



Pamela Bronze




Payton Glow



Wendy bronze



Bella gold



Littleton



Bruno



Pompon-Sorten



Gompie bronze



☞ Marielle Bronze









☞ Julia

# OUTDOOR-CUT-CHRYSANTHEMUMS

Delivery weeks between LW 13 – 28



Art.No.	VARIETY	DESCRIPTION		NATURAL FLOWER SEASON
<b>SPRAY VARIETIES · RED</b>				
8505	<b>Majola</b>	Shiny red, filled. Good fastness of colour.		August / September
8525	<b>Wendy rot</b>	Deep red, good growing with a lot of stems.		September
8530	<b>T Beppie rot</b>	Red with a dark centre. Cut the flowers early.		September / October
8550	<b>T Gompie rot</b>	Red, large flowers. Cut the flowers early for a good colour quality.		September / October
8562	<b>Payton Prince</b>	Shiny red attractive flowers..		September / October
8565	 <b>T Silvia<sup>(s)</sup></b>	Shiny red filled flowers. Good growing.		September / October
8575	 <b>T Marielle<sup>(s)</sup></b>	Filled middle large flower.		September / October
8568	 <b>T Marielle Red<sup>(s)</sup></b>	Deep red sport from Marielle.		September / October
<b>SPRAY VARIETIES · BRONZE</b>				
8604	<b>Pamela Bronze</b>	Shiny filled bronze flowrs. Strong stems.		End August
8610	<b>Payton Glow</b>	Large, amber coloured flowers. Nice autumn colour.		September
8625	<b>T Wendy bronze</b>	Orange with darker eye. A lot of buds. Easy growing.		September
8570	<b>Bella gold</b>	Gold-bronze with a large red centre. Very nice contrast, if you cut the flowers early.		September
8552	<b>Littleton</b>	Very nice orange colour. Good growing, large flowers.		September / October
8630	<b>T Beppie bronze</b>	Gold-bronze with a red eye.		September / October
8635	<b>T Bruno</b>	Leuchtendbronze, gefüllte Blüte. Gleichmäßiger Wachser, guter Ertrag.		September / October
8640	<b>T Pompon bronze</b>	Shiny copper-bronze, a lot of stems. Equal growing. Very nice colour, if you cut the flowers early.		September / October
8650	<b>T Gompie bronze</b>	Honey-bronze, large flowers. Cut the flowers early.		September / October
8668	 <b>T Marielle Bronze<sup>(s)</sup></b>	Bronze sport from Marielle.		September / October
8670	 <b>T Julia<sup>(s)</sup></b>	Orange with dark centre and large flower. Also suitable for disbud culture.		October

## Legend

(s) = Licensed variety.

T = suitable for culture in plastic-houses

 = Brandkamp-Breeding

BRANDKAMP  
CHRYSANTHEMUMS  
and much more ...

# BRANDKAMP CHRYSANTHEMUMS

**Brandkamp's Top Qualities  
– satisfied customers!**

*PREMIÈRE QUALITÉ DE BRANDKAMP  
– CLIENTS CONTENTS*



Nursery/Jardinage C. Storb, Saarbrücken



**Bran-Multiflora  
variety show**



## INFORMATION ABOUT EARLY BUDDING by Multiflora and Outdoor-Cut-Chrysanthemums

Mainly early Multiflora and Cut-Chrysanthemums for outdoors are susceptible for early buds. In this case we recommend:

1. Cut back the cuttings very hard.
2. Water well and feed regular with balanced feed and more Nitrogen.
3. Low night temperatures often result in early buds. So don't plant outside too early in the year, sometimes in May and even in June the night temperatures are too low.

## RANGE OF VARIETIES WITH THE SAME NATURAL FLOWER SEASON (BRAN-MULTIFLORA-LINE)

### Early flowering (End August – Mid September)

white	yellow	pink, lilac	red, bronze
Branpolar	Branbeach Sunny	Branhill	Branbeach
Branbeach White	Braninka	Branhill Purple	Branbeach Orange
	Branindio	Brandream	Branhill Red
		Branbeach Lilac	Branhill Cherry
			Branhill Salmon

### Lately flowering (Early October – Mid October)

white	yellow	pink, lilac	red, bronze
Bransnow	Branmoon	Branduke	Branset
Branesprit	Brangrape	Bransoccer	Branhelle
	Branset Yellow	Brandeeep	Brandeeep Red
	Brandorado	Branlake	Branlake Orange
		Brancloud	Branlake Cherry
			Brankick
			Brannugget
			Brantopas

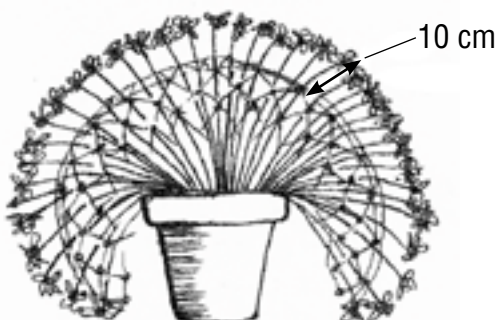
### Mid-early flowering (Mid – End September)

white	yellow	pink, lilac	red, bronze
Branivory	Branroyal Yellow	Branroyal	Branfortune
Branroyal white	Branmaya	Branroyal pink	Branfortune Red
Branice	Branice Sunny	Branspoon	Branroyal Red
	Brantop	Bransky	Branstorm
	Branspider Sprint	Bransky Peach	Branfunny
		Bransky Lilac	Branbird
		Bransky Plum	Bransea Salmon
		Bransky Corona	Bransea Orange
		Bransea	Bransea Red
		Bransea Purple	Bransky Orange

All varieties flower one week later in South Europe.

## Nets for big Multiflora pots

With the culture of large Multiflora pots frequently exists the danger of falling apart. The chrysanthemum nets Lefilet® are developed particularly for the Multiflora culture. They are available in the size of 75x75cm and 95x95cm. They are nearly not visible and easily to use.



## CUT-VARIETIES

Following some groups of varieties and/or variety-families with the same characteristics and crop circumstances.



Yellow Annelly

### spider type

White Annelly  
Yellow Annelly  
Lemon Annelly  
Dark Annelly  
Red Annelly

A family with elegant flower type for the modern floristic.  
Tolerant for lower temperature.

### single flowering, short response time, middle big flowers

Noa A very equal growing family.  
Woodpecker Sunny A lot of small flowers, strong stems.  
Kingfisher  
Kastelli



Trentino

### single flowered, spray

White Ruth  
Bora  
Selection Ruth  
Dark Ruth  
Trentino

Single flowering varieties with bright, clear colours.  
Tolerant for lower temperature.

### anemon flowered

Puma  
Sunny Puma  
Le Mans  
Sunny Le Mans

A mixed range of varieties with different vigour, but they're all very tolerant against less temperatures.  
Good for natural flowering in autumn inside the greenhouse.  
Flower diameter 4-5 cm.



Sunny Le Mans

### anemon, disbudded

Snow Eleonora  
Yellow Eleonora  
Dark Lilac Eleonora  
Bronze Eleonora

Noble flowers, short petals around a large cushion.  
Good for normal crop in autumn.  
Early disbudding is necessary.

### decorative, disbudded

Zembla  
Zembla Yellow  
Resomee Splendid

A group of varieties with middle-large blossoms. They are in fresh, shiny colours.  
To use for different possibilities.



Zembla

### spiders, disbudded

Anastasia  
Anastasia Sun  
Anastasia Lilac  
Anastasia Green

Family suitable only for  
disbudding culture.  
For big, elegant flowers.

### pompon flowered, disbudded

Boula  
Boula Yellow  
Lollipop purple  
Saffier

Strong growing variety group,  
only for disbudding culture.  
All varieties are temperature tolerant.



Vienna

### ball shaped, disbudded

Palisade  
Palisade Yellow  
Vienna



## POT-VARIETIES

### small single flowers, short response time

Salina  
Salina Yellow  
Comino 2007  
Gozo

Good branching varieties with bright colours.



Salina

### single flowers

Margariti  
Melosa  
Ponza  
Madeira 2006  
Mindanao

Good branching varieties with bright colours.



Mindanao

### single flowers, stronger growing

Mega Time White  
Mega Time Gold  
Mega Time Pink  
Mega Time Apricot  
Vulcan Time

Equal growing, shiny colours. To use for small and bigger pot-sizes.



Ipsili

### bicoloured, single flowers

Elassa  
Ipsili  
Naxos



Moroni

### anemon, small flowers

Tinos  
Kea Impr.  
Limnos  
Moroni



Camino 2007

### small flowers, compact growing

Elmira Dark  
Elmira Yellow  
Elmira Frosted  
Kuriat  
Comino 2007

A lot of small flowers, very good branching and a quick response are typical for this group.



Saria

### filled, short response time

Stellar Time  
Saria  
Covington  
Durango  
Smola

A good group of varieties with clear shining colours. For all pot-sizes.



Olymp White

### pompon flowered

White Cindy  
Lilac Cindy  
Yellow Cindy  
Red Cindy  
Copper Cindy

A good growing and slowly flowering family. Always with a good shape.

### ball shaped

Olymp  
Olymp Salmon  
Olymp White  
Olymp Orange  
Olymp Yellow  
Olymp Lemon

To use for crop-time from September to All Saints' Day, only for disbud culture. A big size of ball shaped flowers with incurved petals. A classic flower form.

### decorative, disbudded

Mont Blanc  
Trumpf gelb  
Trumpf violett  
Trumpf rot

Disbud varieties with a good growing. Not so sensitive by transport like very big disbud varieties.

### Variety group for mix pots

Mega Time White  
Mega Time Gold  
Mega Time Apricot  
Mega Time Pink

### Variety group for mix pots

White Cindy  
Yellow Cindy  
Red Cindy  
Lilac Cindy  
Copper Cindy

### Variety group for mix pots

Mont Blanc  
Trumpf gelb  
Trumpf rot  
Trumpf violett



# CULTURAL NOTES

Please take a notice concerning the rules for the applicability from pesticides in the different countries.

## CULTURAL NOTES CUT-CHRYSANTHEMUMS

### The Soil

Chrysanthemums prefer a friable, deep, humic soil which should be sterilized by steaming or by applying chemicals at least once a year if production is extensive. Depending on the quality of the soil, work a 3 – 5 cm (1 – 2") layer of peat into the top few centimeters or inches of the soil once or twice a year. The use of manure is recommendable if it is well rotted and worked in deeply. It is essential that the manure does not contain any residues of herbicides or growth retardants. If problems arise in natural soils, shallow-bed culture it is very well possible and reasonable.

### Planting & Spacing

If at all possible, plant the cuttings that have been rooted in soil blocks immediately upon their arrival at the facility. It is sufficient to place the soil blocks on the natural ground exercising a slight pressure to ensure that the plants are in good contact with the soil.

Water the cuttings in well. Preventing the soil blocks from getting dry is absolutely essential until the plants are established, or the plants will harden and suffer a growth depression.

If it is not possible to plant the cuttings immediately, the plants may be left in the trays for several days (provided the soil blocks do not dry out).

As a rule, use 40 – 48 plants/m<sup>2</sup> (33 – 40 plants/sq yd), depending on variety, for cultivation during the winter (without using assimilation light). For summer crops, use 48 – 64 plants/m<sup>2</sup> (40 – 53 plants/sq yd). When growing batches of small-leaved varieties, especially when light supply increases during spring (April to June), the plant density may be 80 plants/m<sup>2</sup> (67 plants/sq yd), the two outer rows being double-planted.

For further information, please contact our consultants.

### Watering & Fertilizing

Chrysanthemums require a sufficient and steady supply of water. Dry patches must absolutely be avoided, or non-uniform habit and in places poor quality will result. Chrysanthemums are heavy feeders. Always base the basic fertilizer application on the recommendations resulting from a soil sample analysis. As early as 4 – 6 days after planting out, when the plants have developed the first white roots in the new soil, start feeding by applying a liquid fertilizer at 0.1%. From the second culture week onwards, increase the concentration to 0.2 – 0.3% and continue to fertilize once a week until finishing the crop. The nutritive ratio should be based on a soil test. In addition, it is recommendable to apply a top dressing with urea at 0.1%.

### Temperature

The majority of chrysanthemum varieties require a temperature of 16 degrees Celsius (61 degrees Fahrenheit) to initiate and develop flower buds, the influence of the night temperature being 3.5 times greater than that of day temperature. The critical time is between approximately one week before and three weeks after the beginning of short days. If during this time night temperature at plant height is not 16 degrees Celsius (61 degrees Fahrenheit), flowering will be considerably delayed and quality significantly decreased in many varieties. When this critical period is over, the temperature can slowly be lowered to 12 degrees Celsius (54 degrees Fahrenheit) for nearly all varieties. Some varieties (such as Westland and Puma varieties) can be grown at lower temperatures down to 12 degrees Celsius (54 degrees Fahrenheit). Response time may, however, be increased by 10 to 14 days. Our sales consultants will be pleased to provide appropriate recommendations and establish culture and variety schedules customized to your requests and needs.

### Lighting & Darkening

After planting out, controlled chrysanthemums require 3 – 6 weeks of long days to reach the required stem length, depending on the time of the year. Only varieties that tend to continue growing without initiating flower buds or grow very quickly must be changed to short days already after 10 – 14 days (Spider varieties, Westland varieties). Provide supplemental light during nights from August 10 to May 1, i.e. during natural short days. Incandescent lights are best suited for this purpose because of their favorable spectral range. If using incandescent lights in strip light licensed for use in the greenhouse, install 25 – 30 watt/m<sup>2</sup> (21 – 25 watt/sq yd) to provide at least 70 lux at plant height.

### Lighting duration per night:

in September & April 2 hours

in October & March 3 hours

in November & February 4 hours

in December & January 5 hours

If possible, provide lighting in the middle of the night, keeping both dark periods below 7 hours. Lighting at intervals, such as two minutes of light and eight minutes of darkness, is possible and will help to keep electricity costs down. When providing interval lighting it is, however, recommendable to extend the period of lighting by one hour per night or to install an additional 5 – 10 watt per m<sup>2</sup> (4 – 8 watt/sq yd) to provide at least 100 lux at plant height.

Always base the beginning of short days on the condition of the plants, the time of the year, and the varieties grown. In the winter, the plants must be 35 – 40 cm (14 – 16") tall, whereas in the summer 20 – 25 cm (8 – 10") are sufficient. Darken early, especially during the time from end of March to mid-June, because it is during this time that many varieties run a particularly great danger of growing through without initiating flower buds. This danger is further enhanced by using darkening material that does not close properly or that is perforated.

During natural long days, i.e. from mid-March to mid-September, darken approximately from 6 p.m. – 8.00 a.m., at least, however, for 13 hours per night. On very hot days, it is convenient to close the darkening one hour later at night and open it one hour later in the morning. Providing a two-week dry period from the 3rd short day week onwards will encourage the maturing process and improve stem quality. This is especially important for Spider varieties. Starting in the 3rd week after beginning to darken the crop, darkening can be interrupted one day a week. Discontinue to darken altogether when the buds start to show colour.

### Improving Stem Quality by Growth Regulation

Under certain weather conditions, especially in the fall, large-flowered varieties carry the danger of forming "long necks". To avoid this, spray these batches with Alar (3.5 – 5g/0.123 – 0.176 oz or 0.35 – 0.5%) two days before removing the lateral buds, using a 0.25 l/m<sup>2</sup> (6.76 fl oz/sq yd) dose rate. With some varieties, repeated spraying with Alar is recommendable to improve stem quality, especially in the fall and winter. The dose rate largely depends on the date of planting, the weather and the varieties grown.

For further information, please contact our consultants.

## CULTURAL NOTES SANTINI

Santinis are small-flowered, small-leaved cut chrysanthemum varieties with short stems and a good spray architecture making a great supplement to the standard assortment. Their primary use is in short round bouquets, their main value there fore being for florists. This crop may also be interesting for growers because Santinis produce higher yields per area. Purchase either unrooted cuttings to root them yourself or buy rooted soilblocks. Plant density is 90 – 110 plants/m<sup>2</sup> (75 – 92 plants/sq yd), depending on variety. Benching is very well possible. Darken when the stem length has reached 10–20 cm (4–8"), depending on the desired final stem length. Depending on the variety grown, this is 5–10 days after planting the soil blocks. Darken until the buds start to show colour. The desired stem length is 50 – 60 cm (20 – 24"). Provide the same temperature, fertilizing and plant protection as for regular cut chrysanthemums. To obtain a strong stem quality, apply 1–3 Alar 85 (at 0.1%) sprayings, depending on variety. All of the above-mentioned information refers to the cultivation of summer crops. Winter crops (planted October through February) urgently require assimilation light. Provide 18 hours/day during the long day phase and 10 hours/day maximum, including day light, during the short day phase. Turn the assimilation light on during the day when the natural day light decreases to below 4,000 lux. A CO<sub>2</sub> fertilization at 600–900 ppm is highly recommended. Extend the long day phase specified for summer crops to account for the reduced supply of light during the winter.

Please bear in mind that the composition of the assortment is essential because the growth characteristics of this fast crop and the demands on crop control should harmonize with that of the other crops within the assortment.

*Our consultants will be pleased to set up appropriate schedules for you.*

## CULTURAL NOTES POT-CHRYSANTHEMUMS

### Potting & Rooting Media

Use a sterilized, well-drained medium with a high humus content only. When inserting the cuttings direct into the pot, use a medium with a low fertilizer content only. Any potting medium meeting these requirements is well suited. It is recommended to make a soil analysis after the first half of the crop time.

### Planting & Inserting

Plant rooted cuttings immediately upon receipt, or the quality of the cuttings will suffer severely. Today the great majority of pot chrysanthemums is inserted direct into the pot as an unrooted, possibly hormone-treated cutting to produce more uniform, compact qualities. Water the potting medium before inserting the cuttings, and water the cuttings in well. Cover the cuttings with a thin non-perforated white or milky plastic immediately after inserting, making sure the plastic closes on all



sides. In summer it is recommendable the use a 30x30 cm (1x1') square perforated plastic with hole sizes not exceeding 5 mm (0.2"). Make sure the plastic is not exposed to direct sunlight to avoid the cuttings getting burnt. Rooting occurs in 10–20 days, depending on the time of the year. After rooting is complete, remove the plastic in the evening to acclimate the plants during the succeeding night.

#### Growing on

A good week after removing the plastic, start to darken the pot chrysanthemums, following the same schedule as for cut chrysanthemums. Providing lighting for early and late batches is also

the same as for cut chrysanthemums. To obtain optimum new growth, pinch the growth tip only, i.e. "soft pinch" the plants. When producing semi-vigorous to vigorous varieties, it is recommendable to pinch one week after starting to darken the crop during the summer months. Pinch slow-growing varieties (such as Rip and Virgo) when starting to darken the crop. Provide one additional week of long days for batches of low varieties delivered between week 43 and 9 but pinch any other variety delivered between week 43 and 9 when starting to darken. The correct pot spacing is absolutely essential. Spacing the plants too closely will produce problems with diseases and cause undesired longitudinal growth. An excessively wide spacing at the juvenile stage might reduce the production of new growth and harden the shoots.

#### Appropriate spacing:

##### Miniature plants

in 5.5–7 cm (2–2.5") pots, 90–110 plants/m<sup>2</sup> (75–92 plants/sq yd)

##### Small plants

in 7–9 cm (2–3") pots, 50–80 plants/m<sup>2</sup> (42–67 plants/sq yd)

##### plants / 1 cutting each

in 10 cm (4") pots, 28–35 plants/m<sup>2</sup> (23–29 plants/sq yd)

##### plants / 3 cuttings each

in 11–12 cm (4–5") pots, 17–24 plants/m<sup>2</sup> (14–20 plants/sq yd)

#### Growth Regulation

Nearly all pot chrysanthemum varieties require growth regulation with Alar. As a rule, spray the first Alar application at 0.3–0.5 %, depending on the variety's growth, three weeks after pinching.

Many varieties require a second spray application after another 2–3 weeks. An additional spray application with Alar at 0.3 % prior to pinching is recommended for semi-vigorous and vigorous varieties, especially for batches grown from April to mid-July. Some varieties (Deep Luv and Virgo) may only be sprayed once using a weak concentration. Inhibit the growth of stopped large-flowered pot varieties to avoid "neck formation" by spraying with Alar at 0.4 %–0.5 % after stopping.

## CULTURAL NOTES MULTIFLORA

#### Use

Multifloras are suited for outdoor production as well as darkened cultivation in well-ventilated poly tunnels and greenhouses. They are typically used to produce larger patio plants and medium-size plants.

#### Potting

Start producing large patio plants in the 18–20 cm (7–8") pot in mid-April through mid-June. Use one cutting per pot if potting early and 3 cuttings per pot if potting from mid-May onwards unless you use vigorous varieties (Cassablanca, Draga). Pot medium-size plants in 12–14 cm (5–5") pots from mid-June through mid-July. If producing slow-growing varieties, plant 2 cuttings per pot. Use any potting substrate with a medium high nutrient content and a pH of 5.5–6.5. Purely peat-based growing media frequently cause water supply problems during the summer.

#### Pinching

Although there is a kind of self-pinching effect because the plants overgrow the buds it is recommendable to manually pinch the plants because this is the only way to obtain uniform crops. Pinch large patio plants twice, medium-size plants once. It is important to pinch at the right shoot length stage. Contrary to regular controlled pot chrysanthemums, the shoot length for pinching multiflora mums is 4–6 cm (1–2"). Soft pinch only to obtain as many breaks as possible. The last day for pinching is July 15 for regular and July 5 for vigorous varieties. It is recommendable to pinch any crop scheduled to grow on outdoors still during the greenhouse phase to increase the number of breaks. Early or late pinching can advance or delay flowering by approximately 10 days.

#### Early bud development

The quick response of multiflora varieties obviously increases the danger of early budding. Pinch the plants of these varieties harder because the shoots formed after hard pinching will have fewer buds. Make sure that sensitive varieties are provided with a continuous supply of water and fertilizer (especially nitrogen), especially at the juvenile stage.

#### Rooming out

It is essential that the plants have gone through a sufficient amount of vegetative growth. Rooming out too early also encourages early bud development. The typical time for rooming out is mid- to end of July. The plants can be placed on black plastic film or woven ground cover mats or plunged in. Plants on film or mats grow slightly more stocky and flower approximately one week earlier. Depending on variety, use 3–4 plants/m<sup>2</sup> (2–3 plants/sqyd).

#### Watering / fertilizing

The plants are definite heavy feeders and should in no case be allowed get dry or hungry. Either condition will cause a severe loss of quality. Make sure to account for the high nitrogen demand at the juvenile stage. It is recommendable to liquid feed each time you water the plants, starting with 0.1 % and increasing to 0.3 %. Installation of an auto irrigation system, preferably a trickle system is recommended. Continued overhead watering should be avoided, not least to prevent the occurrence of diseases.

#### Growth regulation

It is only the fast-growing varieties grown in the field that in summers with hot nights need to receive a single Alar treatment at 0.3 % when breaks following the last pinch are 3–4 cm (1–1") long.

#### Plant protection

Plant protection measures are largely the same for multiflora crops as for regular chrysanthemum crops. Watch out for white rust during rainy periods and from mid-September onwards. At least during these periods it is advisable to apply a preventative spraying with Saprol and/or Baymat liquid. If infestation has occurred, use Desmel at 0.1 %, Bayfidan at 0.1 %, or Folicur at 0.1 %, all of which also have a certain growth-regulating effect, or use Amistar at 0.1 % or Discus at 0.05 %.

#### Regular Cultivation under Glass

Multiflora chrysanthemums can also be grown in well ventilated greenhouses or poly tunnels. In addition to ventilating continuously day and night, especially during heat spells, use mobile interior shading during the day (around noon). Bench flooding is a well suited irrigation system. Beyond the juvenile stage, continued overhead watering is detrimental. Since greenhouse plants do not grow as compact as field-grown plants, spray regular varieties once and vigorous varieties twice with Alar at 0.3 %. Provide the first spray application approximately 3 weeks after the last pinch. Plants grown in regular cultivation under glass are slightly later to flower than field-grown plants. Colour intensity of crops grown under glass is reduced compared to field-grown crops.

#### Darkening

All multiflora chrysanthemum mentioned here respond to darkening. For practical reasons, the crops will typically be grown in the poly tunnel or greenhouse. Water and pinch as described in the preceding paragraph. The main reason for darkening the crop is to advance late varieties (flowering in October), which frequently have a perfectly ball-shaped flower, for the start of season from mid-July. In any case the plants must have reached 50–60 % of their final height, depending on variety, because in darkened conditions growth slows down considerably and rather quickly. The response time is 6–8 weeks, depending on variety. This means that to obtain flowering plants in mid- to end of July, the crop must be darkened from June 5–10 onwards. Darkening the crop in mid- to end of July yields flowering plants early to mid-September. Darken in early August for flowering plants in the second half of September. Batches darkened from early July onwards require only 4 weeks of darkening, batches darkened from the end of July onwards require only 3 weeks. Plants that have undergone darkening exhibit a uniform maturity of buds as well as opening the buds uniformly. Watch out for white rust especially during the darkening phase. Advance the potting date for batches which are already darkened in July, or use one additional cutting per pot.

#### Cultivation of Standards

Pot standards in 12 cm (5") pots in early to mid-March, shorter standards through early April. Provide lighting from potting to early May in accordance with the schedule typical of chrysanthemums, adding one hour. Remove any side shoots during this time. If terminal buds still form, remove and let the plants grow on. After discontinuing to provide lighting, pinch every third week until July 15, keeping a watch for the shape. Approximately 10 weeks after potting, transplant into 18–20 cm (7–8") final pots. The plants require staking. Standards too can be advanced by darkening. It is recommendable to darken the crop for 4 weeks in July/August, especially when growing late varieties. The final spacing of standards is 3–4 plants/m<sup>2</sup> (2–3 plants/sq yd), depending on plant size.

# DIARY

All dates are compatible for varieties with 8 weeks response time.  
 The terms are to use for the 48th degree of latitude.  
 In South and South-West Europe the short days in autumn start 10 days earlier.



Cut-Chrysanthemums				
Potting week	Lighting from week till		Darkening week	Flower week
1	1	6	10	14
2	2	7	10	15
3	3	8	10	16
4	4	9	10	17
5	5	10	10	18
6	6	10	10	18
7	7	11	11	19
8	8	12	12	20
9	9	13	13	21
10	10	14	14	22
11	11	15	15	23
12	12	16	16	24
13	13	17	17	25
14	14	18	18	26
15	15	19	19	27
16	16	20	20	28
17	not necessary		21	29
18	not necessary		22	30
19	not necessary		23	31
20	not necessary		24	32
21	not necessary		25	33
22	not necessary		26	34
23	not necessary		27	35
24	not necessary		28	36
25	not necessary		29	37
26	not necessary		30	38
27	not necessary		31	39
28	not necessary		32	40
29	not necessary		33	41
30	not necessary		34	42
31	31	35	35	43
32	32	36	36	44
33	33	37	37	45
34	34	38	38	46
35	35	39	not necessary	47
36	36	41	not necessary	49
37	37	42	not necessary	50
38	38	44	not necessary	52
39	39	45	not necessary	1
40	40	46	not necessary	2
41	41	47	not necessary	3
42	42	48	not necessary	4
43	43	50	not necessary	6
44	44	51	not necessary	7
45	45	52	not necessary	8
46	46	1	not necessary	9
47	47	2	not necessary	10
48	48	3	not necessary	11
49	49	4	not necessary	12
50	50	5	not necessary	13
51	51	5	not necessary	13
52	52	6	not necessary	14

Pot-Chrysanthemums					
Potting week	Lighting from week till		Pinching in week	Darkening week	Flower week
1	1	4	5	5	13
2	2	5	6	6	14
3	3	6	7	7	15
4	4	7	8	8	16
5	5	8	9	9	17
6	6	9	10	10	18
7	7	10	11	11	19
8	8	11	12	12	20
9	9	12	13	13	21
10	10	13	14	14	22
11	11	13	14	14	22
12	12	14	15	15	23
13	13	15	16	16	24
14	14	16	17	17	25
15	15	17	18	18	26
16	16	18	19	19	27
17	17	18	20	20	28
18	not necessary		21	20	28
19	not necessary		22	21	29
20	not necessary		23	22	30
21	not necessary		24	23	31
22	not necessary		25	24	32
23	not necessary		26	25	33
24	not necessary		27	26	34
25	not necessary		28	27	35
26	not necessary		29	28	36
27	not necessary		30	29	37
28	not necessary		31	30	38
29	not necessary		32	31	39
30	not necessary		33	32	40
31	31	32	34	33	41
32	32	33	34	34	42
33	33	34	35	35	43
34	34	35	36	36	44
35	35	36	37	37	45
36	36	37	38	38	46
37	37	38	39	39	47
38	38	39	40	40	48
39	39	40	41	41	49
40	40	41	42	42	50
41	40	42	43	43	51
42	40	43	44	44	52
43	41	44	45	45	1
44	42	45	46	46	2
45	43	46	47	47	3
46	44	47	48	48	4
47	45	48	49	49	5
48	46	49	50	50	6
49	47	50	51	51	7
50	48	51	52	52	8
51	49	52	1	1	9
52	50	1	2	2	10
	51	2	3	3	11
	52	3	4	4	12

# CALENDAR 2009

January	February	March	April	May	June	July	August	September	October	November	December
1 Thu New Year's Day	1 Sun <b>IPM Essen</b>	1 Sun	1 Wed	1 Fri	1 Mon	1 Wed	1 Sat	1 Tue	1 Thu	1 Sun All Saints' Day	1 Tue
2 Fri	2 Mon	2 Mon	2 Thu	2 Sat	2 Tue	2 Thu	2 Sun	2 Wed	2 Fri	2 Mon	2 Wed
3 Sat	3 Tue	3 Tue	3 Fri	3 Sun	3 Wed	3 Fri	3 Mon	3 Thu	3 Sat	3 Tue	3 Thu
4 Sun	4 Wed	4 Wed	4 Sat	4 Mon	4 Thu	4 Sat	4 Tue	4 Fri	4 Sun	4 Wed	4 Fri
5 Mon	5 Thu	5 Thu	5 Sun	5 Tue	5 Fri	5 Sun	5 Wed	5 Sat	5 Mon	5 Thu	5 Sat
6 Tue	6 Fri	6 Fri	6 Mon	6 Wed	6 Sat	6 Mon	6 Thu	6 Sun	6 Tue	6 Fri	6 Sun
7 Wed	7 Sat	7 Sat	7 Tue	7 Thu	7 Sun	7 Tue	7 Fri	7 Mon	7 Wed	7 Sat	7 Mon
8 Thu	8 Sun	8 Sun	8 Wed	8 Fri	8 Mon	8 Wed	8 Sat	8 Tue	8 Thu	8 Sun	8 Tue
9 Fri	9 Mon	9 Mon	9 Thu	9 Sat	9 Tue	9 Thu	9 Sun	9 Wed	9 Fri	9 Mon	9 Wed
10 Sat	10 Tue	10 Tue	10 Fri Good Friday	10 Sun Mother's Day	10 Wed	10 Fri	10 Mon	10 Thu	10 Sat	10 Tue	10 Thu
11 Sun	11 Wed	11 Wed	11 Sat	11 Mon	11 Thu	11 Sat	11 Tue	11 Fri	11 Sun	11 Wed	11 Fri
12 Mon	12 Thu	12 Thu	12 Sun Easter	12 Tue	12 Fri	12 Sun	12 Wed	12 Sat	12 Mon	12 Thu	12 Sat
13 Tue	13 Fri	13 Fri	13 Mon Easter	13 Wed	13 Sat	13 Mon	13 Thu	13 Sun	13 Tue <b>Hortfair</b>	13 Fri	13 Sun
14 Wed	14 Sat Valentine's Day	14 Sat	14 Tue	14 Thu	14 Sun	14 Tue	14 Fri	14 Mon	14 Wed <b>Hortfair</b>	14 Sat	14 Mon
15 Thu	15 Sun	15 Sun	15 Wed	15 Fri	15 Mon	15 Wed	15 Sat	15 Tue	15 Thu <b>Hortfair</b>	15 Sun	15 Tue
16 Fri	16 Mon	16 Mon	16 Thu	16 Sat	16 Tue	16 Thu	16 Sun	16 Wed	16 Fri <b>Hortfair</b>	16 Mon	16 Wed
17 Sat	17 Tue	17 Tue	17 Fri	17 Sun	17 Wed	17 Fri	17 Mon	17 Thu	17 Sat	17 Tue	17 Thu
18 Sun	18 Wed	18 Wed	18 Sat	18 Mon	18 Thu	18 Sat	18 Tue	18 Fri	18 Sun	18 Wed	18 Fri
19 Mon	19 Thu	19 Thu	19 Sun	19 Tue	19 Fri	19 Sun	19 Wed	19 Sat	19 Mon	19 Thu	19 Sat
20 Tue	20 Fri	20 Fri	20 Mon	20 Wed	20 Sat	20 Mon	20 Thu	20 Sun	20 Tue	20 Fri	20 Sun
21 Wed	21 Sat	21 Sat	21 Tue	21 Thu	21 Sun	21 Tue	21 Fri	21 Mon	21 Wed	21 Sat	21 Mon
22 Thu	22 Sun	22 Sun	22 Wed	22 Fri	22 Mon	22 Wed	22 Sat	22 Tue	22 Thu	22 Sun	22 Tue
23 Fri	23 Mon	23 Mon	23 Thu	23 Sat	23 Tue	23 Thu	23 Sun	23 Wed	23 Fri	23 Mon	23 Wed
24 Sat	24 Tue	24 Tue	24 Fri	24 Sun	24 Wed	24 Fri	24 Mon	24 Thu	24 Sat	24 Tue	24 Thu
25 Sun	25 Wed	25 Wed	25 Sat	25 Mon	25 Thu	25 Sat	25 Tue	25 Fri	25 Sun	25 Wed	25 Fri Christmas
26 Mon	26 Thu	26 Thu	26 Sun	26 Tue	26 Fri	26 Sun	26 Wed	26 Sat	26 Mon	26 Thu	26 Sat Christmas
27 Tue	27 Fri	27 Fri	27 Mon	27 Wed	27 Sat	27 Mon	27 Thu	27 Sun	27 Tue	27 Fri	27 Sun
28 Wed	28 Sat	28 Sat	28 Tue	28 Thu	28 Sun	28 Tue	28 Fri	28 Mon	28 Wed	28 Sat	28 Mon
29 Thu	29 Sun	29 Sun	29 Wed	29 Fri	29 Mon	29 Wed	29 Sat	29 Tue	29 Thu	29 Sun	29 Tue
30 Fri	30 Mon	30 Mon	30 Thu	30 Sat	30 Tue	30 Thu	30 Sun	30 Wed	30 Fri	30 Mon	30 Wed
31 Sat	31 Tue	31 Tue	31 Fri	31 Sun	30 Tue	31 Fri	31 Mon	30 Wed	31 Sat	30 Mon	31 Thu New Year's Eve

## Our Selling Consultants in Germany



**Jürgen von den Driesch**  
Authorized Manager / Sales Manager  
National sales advisory service

Phone +49 / 228 / 33 08 75  
Fax +49 / 228 / 33 47 00  
Mobile +49 / 171 / 413 55 91

v.d.driesch@brandkamp.de



## 1 HANDELSVERTRETUNG

### FÜR DEN GARTENBAU JÜRGEN MAWICK

D-22848 Norderstedt · Kirchenstraße 15  
Telefon +49/40/5 23 13 65  
Fax +49/40/5 28 53 31  
Mobil +49/172/9 14 12 63  
Mawick@wt.net.de

### ROBIN HERZOG

D-22850 Norderstedt · Nelkenstieg 4  
Telefon +49/40/30 85 14 47  
Fax +49/40/32 59 70 64  
Mobil +49/160/97 36 70 76  
robin.herzog@web.de

## 2 HANDELSVERTRETUNG BÖHMER

### Dipl.-Ing. UDO BÖHMER

95512 NEWDrossenfeld · Unterobsang 34  
Telefon +49/92 03/995-0  
Fax +49/92 03/995-99  
www.udoboehmer.de · info@udoboehmer.de

### • Dipl.-Ing. SYLVIA ADAMS

D-14913 Jüterbog · Dahlienweg 10  
Telefon +49/33 72/40 70 49  
Fax +49/33 72/44 17 82  
Mobil +49/171/5 03 99 48

## • DIPL.-ING. SYLVIA NAUMANN

D-01734 Rabenau · Possendorfer Str. 18 b  
Telefon +49/351/6 44 6714  
Fax +49/351/6 44 6715  
Mobil +49/170/2 92 35 88

## 3 Sabine Lage

D-46499 Hamminkeln · Lindenstraße 8  
Telefon +49/28 52/50 77 69  
Fax +49/28 52/50 77 46  
Mobil +49/160/97 86 81 03  
sabine.lage@brandkamp.de

## 4 BOTANA GMBH

THORSTEN UNTERSEHER  
D-63619 Bad Orb · Leimbachstraße 38  
Telefon +49/60 52/40 89 84  
Fax +49/60 52/80 16 34  
Mobil +49/172/5 62 87 55  
thorsten.unterseher@t-online.de

## • OSWALD MÜLLER

D-63637 Jossgrund · Waldsiedlung 9  
Telefon +49/6059/90 95 10  
Fax +49/6059/90 95 11  
Mobil +49/172/5 63 36 71  
oswald.mueller@t-online.de

## • JÜRGEN SCHADE

D-34246 Vellmar · Bei den Weidenbäumen 53  
Tel.+Fax +49/561/88 33 00  
Mobil +49/172/5 65 44 49  
h.unterseher@t-online.de

## 5 HANDELSVERTRETUNG

### CHRISTIAN KUJAWA

D-01796 Pirna-Birkwitz · Lindenring 31  
Telefon +49/35 01/46 05 87  
Fax +49/35 01/46 65 86  
Mobil +49/170/3 80 79 57  
Christian-Kujawa@t-online.de

## 6 MICHAEL LAIMMER

D-51065 Köln · Kopernikusstraße 37  
Telefon +49/221/6 20 15 79  
Fax +49/221/6 16 18 17  
Mobil +49/160/90 96 28 69  
michael.laimmer@brandkamp.de

## 7 GARTENBAUVERTRETUNGEN

### KONRAD ZWICKEL GMBH

D-82234 Wessling-Hochstadt · Wiesenweg 9  
Telefon +49/81 53/95 21 00  
Fax +49/81 53/95 21 01  
info@zwickel-gmbh.de · www.zwickel-gmbh.de

## ROBERT ZWICKEL

Mobil +49/170/9 26 04 22  
zr@zwickel-gmbh.de

Mit den Mitarbeitern:

### KONRAD ZWICKEL

Mobil +49/171/3 39 08 83  
zk@zwickel-gmbh.de

### ANDREAS ZWICKEL

Mobil +49/171/7 56 83 80  
za@zwickel-gmbh.de

## 8 GÄRTNER-SERVICE AMRHEIN

### HEINZ UNTERSEHER (Inh.)

D-63619 Bad Orb · Leimbachstraße 40  
Telefon +49/60 52/55 09  
Fax +49/60 52/65 09  
Mobil +49/172/5 62 55 09  
h.unterseher@t-online.de



## VERKAUFSGEBIET NIEDERLANDE UND BELGIEN (FLANDERN)

### ANDRÉ ELIJZEN

NL-7078 AA Megchelen · Zwanenburgseweg 2a  
Tel./Mobil +31/6/51 80 27 00  
andre.elijzen@brandkamp.de

## VERKAUFSGEBIET FRANKREICH UND BELGIEN (WALLONIE)

### MICHAEL LAIMMER

D-51065 Köln · Kopernikusstraße 37  
Telefon +49/221/6 20 15 79  
Fax +49/221/6 16 18 17  
Mobil +49/160/90 96 28 69  
michael.laimmer@brandkamp.de

## VERKAUFSGEBIET ÖSTERREICH

### RENNER GARTENBAU-AGENTUR GMBH

A-4894 Oberhofen am Irsee · Salzweg 12  
Telefon +43/6213/20 0 81  
Fax +43/6213/20 0 78  
renner@gartenbau-agentur.at

### • Gtm. JOHANN RENNER

Mobil +43/664/356 25 36

### • Gtm. HORST HABERTHEUER

Mobil +43/664/405 17 83

## VERKAUFSGEBIET TSCHECHISCHE REPUBLIK

### BOHEMIASEED SPOL. S. R. O.

CZ-17037 Praha 7 · Jankovcova 18  
Telefon +420/220 400 152  
Fax +420/220 805 755  
www.bohemiasseed.cz · info@bohemiasseed.cz

## VERKAUFSGEBIET SLOWAKEI

### WESNA S. R. O.

Besenovska cest. c. 31  
941 31 Dvory n/Zitavaou  
Tel.+Fax +421/356 42 18 23  
Mobil +421/903 91 54 24

## VERKAUFSGEBIET ITALIEN

### SEMIPLANT

39100 Bolzano · Viale Druso 138  
39100 Bozen · Drususallee 138  
Telefon +39 0 471/916494  
Fax +39 0 471/201899

## VERKAUFSGEBIET GRIECHENLAND

### EVOTRIS NTRIGOGIAS GR. - KIRANOUDIS

Thessaloniki · Kalochori · P.O. Box 57009  
Telefon +30/2310/75 37 72  
Fax +30/2310/75 37 73  
evotris@otenet.gr

## VERKAUFSGEBIET UNGARN

### BEPPLER KFT.

H-2310 Szigetszentmiklós  
Gyártelep 0298/104 hrsz.  
Tel. (íroda) +36/24/443-108  
+36/30/67-000-75 +36/30/299-55-90  
+36/30/54-82-781  
Telefax +36/24/443-109  
beppler@vnet.hu

### • GAÁL GYÖZÖ

Telefon +36/30/914-58-17

### • LALUSKA ZSOLT

Telefon +36/30/68-912-68

### • FILIPINYI GERGELY

Telefon +36/30/952-31-88

## VERKAUFSGEBIET SPANIEN

### GERMINOVA

Volta dels Garrofers 44  
08340 Vilassar de Mar (BCN)  
Telefon +34/93750 6434  
Fax +34/93754 0008

### Galizien:

### SUMINISTROS HORTICOLAS BACELO, S.L.

C/Carregal de arriba 70 – Amorim  
36740 Tomiño - Pontevedra  
Telefon +34 / 98 66 33 409  
Telefax +34 / 98 66 33 490

## VERKAUFSGEBIET PORTUGAL

### NORD:

### SERFIPLANTS IBERICA UNIPessoal

Edificio Palacio de Vidrio  
FR. „AQ“ - 1o ANDAR, No 39  
4930-648 Val de Flores - Valença  
Mobil +34/911031850

### MITTE-SÜD:

### CULTIROSA – SITO DO MARQUES GRANDE

2080 Almeirim  
Telefon +351-243 597 310  
Fax +351 243 509 522  
cultirosa@yahoo.de

## VERKAUFSGEBIET SKANDINAVIEN

### GASA YOUNG PLANTS A/S

DK-5200 Odense V · Lavsenvaenget 1  
Telefon +45/65 4814 00  
Fax +45/6312 96 31  
www.gasayoungplants.dk

## VERKAUFSGEBIET FINNLAND

### PUUTARHALIKE HELLE OY

Rengaskuja 3 · 21410 Vanhalinna  
Telefon +358 / 2 / 4 899 400  
Fax +358 / 2 / 4 899 499  
www.puutarhalikehelle.fi

## VERKAUFSGEBIET SLOWENIEN

### GENA d.o.o.

1000 Ljubljana · Šlosarjeva 17  
Telefon +386 1 507 34 82  
Fax +386 1 519 13 90

### CVETLICE DORNIG D. O. O.

SI - 1000 Ljubljana  
Telefon +386 142 77470  
Fax +386 142 77575  
Mobil +386 31 50 99 99  
www.c-dornig.si · tomazin@c-dornig.si

## VERKAUFSGEBIET SERBIEN UND BOSNIEN-HERZEGOWINA

### POMEX d. o. o.

Hajduk Veljkova 11 · 21000 Novi Sad  
Telefon +381/214 72 54 81  
Fax +381/215 266 62  
office@pomex.co.yu

## VERKAUFSGEBIET KROATIEN

### EURO BROD d.o.o. - Dr. Mile Budaka1

Telefon +385 354 52 580  
Fax +385 354 01 370

## VERKAUFSGEBIET RUMÄNIEN

### BLONDY ROMANIA SRL

Budiului 68 · 540394 Targu Mures  
Telefon +40 265 268619  
Fax +40 265 268619

### SEMPLANT ROMHOL SRL

Bd.C.Brancoveanu nr. 18 · Bl. B7, sc.4, ap. 97  
Sector 4 cod 041434 - Bukarest  
Telefon +40 21 460 3349  
Fax +40 21 460 3088

## VERKAUFSGEBIET RUSSLAND, UKRAINE UND BALTISCHE STAATEN

### SATIMEX HANDELSGES. MBH

D-06471 Quedlinburg · Postfach 1114  
Telefon +49 3946 68 97 31  
Fax +49 3946 68 97 41

## VERKAUFSGEBIET JAPAN

### J & H JAPAN Inc.

Sunago 607, Nagakute, Aichi,  
480-1112 JAPAN  
Telefon +81/561635313  
Fax +81/561637477

## VERKAUFSGEBIET SCHWEIZ



## WYSS SAMEN UND PFLANZEN AG

CH-4528 Zuchwil-Solothurn  
Schachenweg 14 c  
Telefon +41/32/686 68 68  
Telefax +41/32/686 68 00  
info@wyss-blumen.ch

## ANDREAS BLOCH

CH-2540 Grenchen · Freistraße 52  
Telefax +41/32/679 23 74  
Mobil +41/79/341 38 08  
abloch@wyss-blumen.ch

## MARKUS FORRER

CH-9606 Bütschwil  
Telefax +41/71/983 38 94  
Mobil +41/79/341 38 03  
mforrer@wyss-blumen.ch

## STEFAN LÜÖND

CH-6370 Stand · Asmättlistraße 8  
Telefax +41/41/612 25 86  
Mobil +41/79/341 38 07  
sloeoend@wyss-blumen.ch

## OLIVIER MERLE

CH-1522 Oulens-sur-Lucens  
Telefax +41/21/906 98 41  
Mobil +41/79/215 49 26  
omerle@wyss-blumen.ch

## MARKUS ROHR

CH-3027 Bern · Kasparstraße 15/23  
Telefax +41/31/991 44 82  
Mobil +41/79/341 38 05  
mrohr@wyss-blumen.ch

## JOSEF STEINMANN

CH-5076 Bözen · Gorgen 248  
Telefax +41/62/876 36 13  
Mobil +41/79/471 59 27  
jsteinmann@wyss-blumen.ch



Brandkamp GmbH  
Jungpflanzenvertrieb  
In der Flora 6  
D-46419 Isselburg-Anholt  
Tel. +49(0)2874/9136-0  
Fax +49(0)2874/9136-22  
info@brandkamp.de  
www.brandkamp.de

